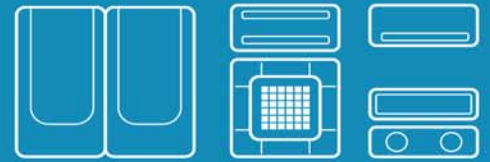


VRF

Technical Data Book

IDU 360 Cassette for NA(R410A/60Hz/HP)



Model : AM***KN4DCH/AA

History

Version	Modification	Date	Remark
1	Realease the TDB	16.02.24	
1.1	Modified the spec : shipping weight	16.03.09	
1.2	Revision of drwaing. (Note addition)	16.04.11	
1.3	Updated the Temperature and air flow distribution data(Added Discharge Angle)	18.06.11	
1.4	Updated the panel model code	19.01.07	
1.5	Modified the Shipping Weight (AM009/012/018/024/030/036/048KN4DCH/AA)	19.09.11	

Nomenclature

Indoor Units

Model Names

AM	012	K	N	4	D	C	H	/	AA
(1)	(2)	(3)	(4)	(5)	(6)	(7)	(8)		Buyer

(1) Classification

AM	DVM
----	-----

(2) Capacity

x 1000 BTU/h (3 digits)

(3) Version

F	2013
H	2014
J	2015
K	2016

(4) Product Type

X	Outdoor unit
N	Indoor unit

(5) Product Notation

1	1Way Cassette
2	2Way Cassette
N	4Way Cassette S (600 x 600)
4	4Way Cassette S
L	LSP Duct (Slim Duct)
M	MSP Duct
H	HSP Duct
E	OAP Duct
C	Ceiling
J	Console
F	Concealed Floor Standing
Z	Vertical AHU
T	NEO FORTE
Q	NEO FORTE (EEV)

(6) Feature

D	Deluxe
S	Standard

(7) Rating Voltage

C	1Ø, 208~230V, 60Hz
F	3Ø, 208~230V, 60Hz
J	3Ø, 460V, 60Hz

(8) Mode

H	Heat Pump (R410A)
R	Heat Recovery (R410A)
C	Cooling only (R410A)

360 CST

1 Specifications

2 Capacity table

3 Dimensional drawing

4 Electrical wiring diagram

5 Sound pressure level

6 Sound power level

7 Temperature and air flow distribution

1 Specifications

360 CST

Type			360 CST (Square)	360 CST (Square)	360 CST (Square)	360 CST (Square)	
Model Name			AM009KN4DCH/AA	AM012KN4DCH/AA	AM018KN4DCH/AA	AM024KN4DCH/AA	
Power Supply		Ø, #, V, Hz	1,2,208-230,60	1,2,208-230,60	1,2,208-230,60	1,2,208-230,60	
Mode		-	HP/HR	HP/HR	HP/HR	HP/HR	
Performance	Ton		0.75	1.00	1.50	2.00	
	Capacity (Nominal)	Cooling	kW	2.64	3.52	5.28	7.03
			Btu/h	9,000	12,000	18,000	24,000
			US RT	0.75	1.00	1.50	2.00
		Heating	kW	2.93	3.96	5.86	7.91
			Btu/h	10,000	13,500	20,000	27,000
US RT			0.83	1.13	1.67	2.25	
Power	Power Input (Nominal)	Cooling	W	26.00	26.00	26.00	38.00
		Heating	W	26.00	26.00	26.00	38.00
	Current Input (Nominal)	Cooling	A	0.18	0.18	0.18	0.28
		Heating	A	0.18	0.18	0.18	0.28
Fan	Motor	Type	-	Turbo Fan	Turbo Fan	Turbo Fan	Turbo Fan
		Output x n	W	65 x 1	65 x 1	65 x 1	65 x 1
	Air Flow	H/M/L (UL)	CFM	565.06 / 529.74 / 494.42	565.06 / 529.74 / 494.42	565.06 / 529.74 / 494.42	671.00 / 582.71 / 512.08
	External Pressure	Min / Std / Max	Pa	-	-	-	-
In Wg			-	-	-	-	
Piping Connections	Liquid Pipe	Ø, mm	6.35	6.35	6.35	9.52	
		Ø, inch	1/4"	1/4"	1/4"	3/8"	
	Gas Pipe	Ø, mm	12.70	12.70	12.70	15.88	
		Ø, inch	1/2"	1/2"	1/2"	5/8"	
Drain Pipe	Ø, mm	VP25 (OD 32,ID 25)	VP25 (OD 32,ID 25)	VP25 (OD 32,ID 25)	VP25 (OD 32,ID 25)		
Field Wiring	Power Source Wire	mm ²	AWG 14	AWG 14	AWG 14	AWG 14	
	Transmission Cable	mm ²	2 X 16 AWG SHIELDED	2 X 16 AWG SHIELDED	2 X 16 AWG SHIELDED	2 X 16 AWG SHIELDED	
Refrigerant	Type	-	R410A	R410A	R410A	R410A	
	Control Method	-	EEV INCLUDED	EEV INCLUDED	EEV INCLUDED	EEV INCLUDED	
Sound	Pressure	High / Mid / Low	dB(A)	33 / 31 / 29	33 / 31 / 29	33 / 31 / 29	38 / 35 / 32
	Power	Cooling	dB(A)	-	-	-	-
Dimensions	Net Weight	kg	21.00	21.00	21.00	21.00	
		lbs	46.30	46.30	46.30	46.30	
	Shipping Weight	kg	25.90	25.90	25.90	25.90	
		lbs	57.10	57.10	57.10	57.10	
	Net Dimensions (WxHxD)	mm	947 x 281 x 947	947 x 281 x 947	947 x 281 x 947	947 x 281 x 947	
		inch	37.28 x 11.06 x 37.28	37.28 x 11.06 x 37.28	37.28 x 11.06 x 37.28	37.28 x 11.06 x 37.28	
Shipping Dimensions (WxHxD)	mm	990 x 330 x 990	990 x 330 x 990	990 x 330 x 990	990 x 330 x 990		
	inch	38.98 x 12.99 x 38.98	38.98 x 12.99 x 38.98	38.98 x 12.99 x 38.98	38.98 x 12.99 x 38.98		
Panel Size	Panel Model(Square)	-	PC4N*DM*N	PC4N*DM*N	PC4N*DM*N	PC4N*DM*N	
	Panel Net Weight	kg	3.60	3.60	3.60	3.60	
		lbs	7.94	7.94	7.94	7.94	
	Shipping Weight	kg	6.00	6.00	6.00	6.00	
		lbs	13.23	13.23	13.23	13.23	
	Net Dimensions (WxHxD)	mm	1,000 x 66 x 1,000	1,000 x 66 x 1,000	1,000 x 66 x 1,000	1,000 x 66 x 1,000	
		inch	39.37 x 2.60 x 39.37	39.37 x 2.60 x 39.37	39.37 x 2.60 x 39.37	39.37 x 2.60 x 39.37	
	Shipping Dimensions (WxHxD)	mm	1,093 x 85 x 1,083	1,093 x 85 x 1,083	1,093 x 85 x 1,083	1,093 x 85 x 1,083	
inch		43.03 x 3.35 x 42.64	43.03 x 3.35 x 42.64	43.03 x 3.35 x 42.64	43.03 x 3.35 x 42.64		

* Specifications are subject to change without prior notice.

1)Nominal capacity are based on (Refrigerant Piping 25ft , Level Differences 0ft);

.Cooling : Indoor temperature 80°F DB, 67°F WB / Outdoor temperature 95°F DB, 75°F WB

.Heating : Indoor temperature 70°F DB, 60°F WB / Outdoor temperature 47°F DB, 43°F WB

2) Sound pressure was acquired in a dead room. Thus actual noise level may be different depending on the installation conditions. Optional ceiling panels

3) (Detailed specifications for other panels are available on dimensional drawing pages.)

. Square type : PC4NUDMAN (White), PC4NBDMAN (Black) . Circle type : PC4NUNMAN (White), PC4NBNMAN (Black)

※ When installing the circular panel on the ceiling, make sure to install 2 or more inspection holes for the maintenance.

(For further information, please refer to the installation manual.)

1 Specifications

360 CST

Type			360 CST (Square)	360 CST (Square)	360 CST (Square)	
Model Name			AM030KN4DCH/AA	AM036KN4DCH/AA	AM048KN4DCH/AA	
Power Supply		Ø, #, V, Hz	1,2,208-230,60	1,2,208-230,60	1,2,208-230,60	
Mode		-	HP/HR	HP/HR	HP/HR	
Performance	Ton		2.50	3.00	4.00	
	Capacity (Nominal)	Cooling	kW	8.79	10.55	14.07
			Btu/h	30,000	36,000	48,000
			US RT	2.50	3.00	4.00
	Capacity (Nominal)	Heating	kW	9.96	11.72	15.83
			Btu/h	34,000	40,000	54,000
US RT			2.83	3.33	4.50	
Power	Power Input (Nominal)	Cooling	W	54.00	71.00	91.00
		Heating	W	54.00	71.00	91.00
	Current Input (Nominal)	Cooling	A	0.42	0.57	0.75
		Heating	A	0.42	0.57	0.75
Fan	Motor	Type	-	Turbo Fan	Turbo Fan	Turbo Fan
		Output x n	W	97 x 1	97 x 1	97 x 1
	Air Flow	H/M/L (UL)	CFM	900.56 / 794.61 / 706.32	988.85 / 882.90 / 776.95	1,112.45 / 953.53 / 847.58
	External Pressure	Min / Std / Max	Pa	-	-	-
In Wg			-	-	-	
Piping Connections	Liquid Pipe		Ø, mm	9.52	9.52	9.52
			Ø, inch	3/8"	3/8"	3/8"
	Gas Pipe		Ø, mm	15.88	15.88	15.88
			Ø, inch	5/8"	5/8"	5/8"
Drain Pipe		Ø, mm	VP25 (OD 32,ID 25)	VP25 (OD 32,ID 25)	VP25 (OD 32,ID 25)	
Field Wiring	Power Source Wire		mm ²	AWG 14	AWG 14	AWG 14
	Transmission Cable		mm ²	2 X 16 AWG SHIELDED	2 X 16 AWG SHIELDED	2 X 16 AWG SHIELDED
Refrigerant	Type		-	R410A	R410A	R410A
	Control Method		-	EEV INCLUDED	EEV INCLUDED	EEV INCLUDED
Sound	Pressure	High / Mid / Low	dB(A)	40 / 38 / 36	43 / 40 / 38	44 / 42 / 39
	Power	Cooling		-	-	-
Dimensions	Net Weight		kg	24.00	24.00	24.00
			lbs	52.91	52.91	52.91
	Shipping Weight		kg	29.40	29.40	29.40
			lbs	64.82	64.82	64.82
	Net Dimensions (WxHxD)		mm	947 x 365 x 947	947 x 365 x 947	947 x 365 x 947
			inch	37.28 x 14.37 x 37.28	37.28 x 14.37 x 37.28	37.28 x 14.37 x 37.28
Shipping Dimensions (WxHxD)		mm	990 x 414 x 990	990 x 414 x 990	990 x 414 x 990	
		inch	38.98 x 16.30 x 38.98	38.98 x 16.30 x 38.98	38.98 x 16.30 x 38.98	
Panel Size	Panel Model(Square)		-	PC4N*DM*N	PC4N*DM*N	PC4N*DM*N
	Panel Net Weight		kg	3.60	3.60	3.60
			lbs	7.94	7.94	7.94
	Shipping Weight		kg	6.00	6.00	6.00
			lbs	13.23	13.23	13.23
	Net Dimensions (WxHxD)		mm	1,000 x 66 x 1,000	1,000 x 66 x 1,000	1,000 x 66 x 1,000
inch			39.37 x 2.60 x 39.37	39.37 x 2.60 x 39.37	39.37 x 2.60 x 39.37	
Shipping Dimensions (WxHxD)		mm	1,093 x 85 x 1,083	1,093 x 85 x 1,083	1,093 x 85 x 1,083	
		inch	43.03 x 3.35 x 42.64	43.03 x 3.35 x 42.64	43.03 x 3.35 x 42.64	

* Specifications are subject to change without prior notice.

1) Nominal capacity are based on (Refrigerant Piping 25ft , Level Differences 0ft);

.Cooling : Indoor temperature 80°F DB, 67°F WB / Outdoor temperature 95°F DB, 75°F WB

.Heating : Indoor temperature 70°F DB, 60°F WB / Outdoor temperature 47°F DB, 43°F WB

2) Sound pressure was acquired in a dead room. Thus actual noise level may be different depending on the installation conditions.

3) Optional ceiling panels (Detailed specifications for other panels are available on dimensional drawing pages.)

. Square type : PC4NUDMAN (White), PC4NBDMAN (Black) . Circle type : PC4NUNMAN (White), PC4NBNMAN (Black)

※ When installing the circular panel on the ceiling, make sure to install 2 or more inspection holes for the maintenance.

(For further information, please refer to the installation manual.)

2 Capacity table

360 CST

Cooling

TC : Total Capacity, SHC : Sensible Heat Capacity

Model	Outdoor Air Temp. (°F, DB)	Indoor temperature (°F)													
		68 (20.0°C, DB)		73 (22.8°C, DB)		79 (26.1°C, DB)		80 (26.7°C, DB)		85 (29.4°C, DB)		87 (30.6°C, DB)		89 (31.7°C, DB)	
		TC(MBH)	SHC(MBH)	TC(MBH)	SHC(MBH)	TC(MBH)	SHC(MBH)	TC(MBH)	SHC(MBH)	TC(MBH)	SHC(MBH)	TC(MBH)	SHC(MBH)	TC(MBH)	SHC(MBH)
009	50.0	6.20	5.50	7.40	6.09	8.60	6.50	9.00	6.50	10.00	6.60	10.50	6.50	10.90	6.40
	54.0	6.20	5.50	7.40	6.10	8.60	6.50	9.00	6.50	10.00	6.60	10.40	6.50	10.70	6.20
	58.0	6.20	5.50	7.40	6.10	8.60	6.50	9.00	6.50	10.00	6.60	10.40	6.50	10.70	6.20
	60.0	6.20	5.50	7.40	6.10	8.60	6.50	9.00	6.50	10.00	6.50	10.30	6.40	10.70	6.20
	64.0	6.20	5.50	7.40	6.10	8.60	6.50	9.00	6.50	9.90	6.50	10.30	6.40	10.70	6.20
	67.0	6.20	5.50	7.40	6.10	8.60	6.50	9.00	6.50	9.90	6.50	10.30	6.40	10.70	6.20
	70.0	6.20	5.50	7.40	6.10	8.60	6.50	9.00	6.50	9.90	6.50	10.30	6.40	10.70	6.20
	73.0	6.20	5.50	7.40	6.10	8.60	6.50	9.00	6.50	9.90	6.50	10.30	6.40	10.70	6.20
	77.0	6.20	5.50	7.40	6.10	8.60	6.50	9.00	6.50	9.90	6.50	10.30	6.40	10.70	6.20
	80.0	6.20	5.50	7.40	6.10	8.60	6.50	9.00	6.50	9.90	6.50	10.30	6.40	10.70	6.20
	84.0	6.20	5.50	7.40	6.10	8.60	6.50	9.00	6.50	9.90	6.50	10.30	6.40	10.70	6.20
	88.0	6.20	5.50	7.40	6.10	8.60	6.50	9.00	6.50	9.90	6.50	10.30	6.40	10.70	6.20
	92.0	6.20	5.50	7.40	6.10	8.60	6.50	9.00	6.50	9.90	6.50	10.30	6.40	10.70	6.20
	95.0	6.20	5.50	7.40	6.10	8.60	6.50	9.00	6.50	9.90	6.50	10.30	6.40	10.70	6.20
	99.0	6.20	5.50	7.40	6.10	8.60	6.50	9.00	6.50	9.90	6.50	10.30	6.40	10.70	6.10
	103.0	6.20	5.50	7.40	6.10	8.60	6.50	9.00	6.50	9.80	6.30	10.00	6.10	10.30	5.80
	107.0	6.20	5.50	7.40	6.10	8.60	6.50	8.90	6.40	9.60	6.20	9.90	6.00	10.20	5.70
	111.0	6.20	5.50	7.40	6.10	8.40	6.30	8.60	6.20	9.30	6.00	9.50	5.80	9.80	5.50
115.0	6.20	5.50	7.40	6.00	8.20	6.20	8.40	6.10	9.00	5.80	9.20	5.60	9.50	5.30	
118.0	6.20	5.50	7.30	6.00	8.10	6.10	8.20	5.90	8.80	5.70	8.90	5.40	9.20	5.20	
120.0	6.10	5.40	7.20	5.90	8.00	6.00	8.10	5.90	8.60	5.60	8.80	5.30	9.00	5.10	
012	50.0	8.46	8.03	9.76	8.74	11.58	8.91	12.00	9.30	13.26	9.50	13.88	9.40	14.45	9.22
	54.0	8.46	8.03	9.76	8.74	11.58	8.91	12.00	9.30	13.26	9.50	13.86	9.38	14.41	9.17
	58.0	8.46	8.03	9.76	8.74	11.58	8.91	12.00	9.30	13.26	9.50	13.86	9.38	14.41	9.17
	60.0	8.46	8.03	9.76	8.74	11.58	8.91	12.00	9.30	13.26	9.50	13.86	9.38	14.41	9.17
	64.0	8.46	8.03	9.76	8.74	11.58	8.91	12.00	9.30	13.26	9.50	13.86	9.38	14.41	9.17
	67.0	8.46	8.03	9.76	8.74	11.58	8.91	12.00	9.30	13.26	9.50	13.80	9.31	14.23	8.97
	70.0	8.46	8.03	9.76	8.74	11.58	8.91	12.00	9.30	13.26	9.50	13.77	9.28	14.15	8.90
	73.0	8.46	8.03	9.76	8.74	11.58	8.91	12.00	9.30	13.26	9.50	13.77	9.28	14.15	8.90
	77.0	8.46	8.03	9.76	8.74	11.58	8.91	12.00	9.30	13.26	9.50	13.77	9.28	14.15	8.90
	80.0	8.46	8.03	9.76	8.74	11.58	8.91	12.00	9.30	13.26	9.50	13.77	9.28	14.15	8.90
	84.0	8.46	8.03	9.76	8.74	11.58	8.91	12.00	9.30	13.26	9.50	13.77	9.28	14.15	8.90
	88.0	8.46	8.03	9.76	8.74	11.58	8.91	12.00	9.30	13.26	9.50	13.77	9.28	14.15	8.90
	92.0	8.46	8.03	9.76	8.74	11.58	8.91	12.00	9.30	13.26	9.50	13.77	9.28	14.15	8.90
	95.0	8.46	8.03	9.76	8.74	11.58	8.91	12.00	9.30	13.26	9.50	13.77	9.28	14.15	8.90
	99.0	8.46	8.03	9.76	8.74	11.58	8.91	12.00	9.30	13.04	9.26	13.54	9.04	14.08	8.81
	103.0	8.46	8.03	9.76	8.74	11.57	8.90	11.98	9.28	12.99	9.21	13.38	8.88	13.76	8.49
	107.0	8.46	8.03	9.76	8.74	11.50	8.84	11.88	9.20	12.83	9.10	13.18	8.75	13.51	8.33
	111.0	8.46	8.03	9.76	8.74	11.19	8.61	11.52	8.92	12.37	8.78	12.68	8.42	13.03	8.03
115.0	8.45	8.03	9.66	8.65	10.96	8.43	11.17	8.65	11.94	8.47	12.25	8.12	12.62	7.78	
118.0	8.36	7.94	9.56	8.56	10.80	8.31	10.95	8.48	11.68	8.29	11.93	7.92	12.26	7.56	
120.0	8.29	7.88	9.50	8.50	10.67	8.21	10.85	8.41	11.45	8.13	11.68	7.75	12.00	7.40	
018	50.0	12.71	10.47	14.89	11.22	17.37	12.43	18.00	12.50	20.08	12.54	20.95	12.33	21.72	11.95
	54.0	12.71	10.47	14.89	11.22	17.37	12.43	18.00	12.50	20.06	12.52	20.93	12.31	21.72	11.94
	58.0	12.71	10.47	14.89	11.22	17.37	12.43	18.00	12.50	19.91	12.38	20.77	12.15	21.62	11.85
	60.0	12.71	10.47	14.89	11.22	17.37	12.43	18.00	12.50	19.91	12.38	20.71	12.09	21.46	11.68
	64.0	12.71	10.47	14.89	11.22	17.37	12.43	18.00	12.50	19.91	12.38	20.68	12.07	21.39	11.62
	67.0	12.71	10.47	14.89	11.22	17.37	12.43	18.00	12.50	19.91	12.38	20.68	12.07	21.39	11.62
	70.0	12.71	10.47	14.89	11.22	17.37	12.43	18.00	12.50	19.91	12.38	20.68	12.07	21.39	11.62
	73.0	12.71	10.47	14.89	11.22	17.37	12.43	18.00	12.50	19.91	12.38	20.68	12.07	21.39	11.62
	77.0	12.71	10.47	14.89	11.22	17.37	12.43	18.00	12.50	19.91	12.38	20.68	12.07	21.39	11.62
	80.0	12.71	10.47	14.89	11.22	17.37	12.43	18.00	12.50	19.91	12.38	20.68	12.07	21.39	11.62
	84.0	12.71	10.47	14.89	11.22	17.37	12.43	18.00	12.50	19.91	12.38	20.68	12.07	21.39	11.62
	88.0	12.71	10.47	14.89	11.22	17.37	12.43	18.00	12.50	19.91	12.38	20.68	12.07	21.39	11.62
	92.0	12.71	10.47	14.89	11.22	17.37	12.43	18.00	12.50	19.91	12.38	20.68	12.07	21.39	11.62
	95.0	12.71	10.47	14.89	11.22	17.37	12.43	18.00	12.50	19.91	12.38	20.68	12.07	21.39	11.62
	99.0	12.71	10.47	14.89	11.22	17.37	12.43	18.00	12.50	19.79	12.26	20.56	11.87	21.26	11.28
	103.0	12.71	10.47	14.89	11.22	17.35	12.41	17.97	12.48	19.75	12.23	20.47	11.74	21.09	10.98
	107.0	12.71	10.47	14.89	11.22	17.25	12.34	17.82	12.37	19.52	12.09	20.17	11.57	20.71	10.78
	111.0	12.71	10.47	14.89	11.22	16.78	12.01	17.27	12.00	18.81	11.65	19.40	11.13	19.97	10.39
115.0	12.71	10.47	14.74	11.11	16.44	11.77	16.75	11.64	18.15	11.25	18.73	10.74	19.34	10.06	
118.0	12.57	10.35	14.59	10.99	16.20	11.59	16.42	11.41	17.76	11.00	18.25	10.47	18.80	9.78	
120.0	12.47	10.27	14.49	10.91	16.01	11.46	16.27	11.30	17.41	10.79	17.87	10.25	18.40	9.57	

2 Capacity table

360 CST

Cooling

TC : Total Capacity, SHC : Sensible Heat Capacity

Model	Outdoor Air Temp. (°F, DB)	Indoor temperature (°F)															
		68 (20.0°C, DB)		73 (22.8°C, DB)		79 (26.1°C, DB)		80 (26.7°C, DB)		85 (29.4°C, DB)		87 (30.6°C, DB)		89 (31.7°C, DB)			
		TC(MBH)	SHC(MBH)	TC(MBH)	SHC(MBH)	TC(MBH)	SHC(MBH)	TC(MBH)	SHC(MBH)	TC(MBH)	SHC(MBH)	TC(MBH)	SHC(MBH)	TC(MBH)	SHC(MBH)		
024	50.0	16.80	13.70	19.70	15.30	23.20	16.50	24.00	16.90	26.90	17.30	28.00	17.10	29.00	16.60		
	54.0	16.80	13.70	19.70	15.30	23.20	16.50	24.00	16.90	26.70	17.10	27.80	16.90	28.90	16.50		
	58.0	16.80	13.70	19.70	15.30	23.20	16.50	24.00	16.90	26.70	17.10	27.80	16.90	28.80	16.50		
	60.0	16.80	13.70	19.70	15.30	23.20	16.50	24.00	16.90	26.70	17.10	27.70	16.90	28.70	16.50		
	64.0	16.80	13.70	19.70	15.30	23.20	16.50	24.00	16.90	26.70	17.10	27.70	16.90	28.60	16.50		
	67.0	16.80	13.70	19.70	15.30	23.20	16.50	24.00	16.90	26.60	17.10	27.70	16.90	28.60	16.50		
	70.0	16.80	13.70	19.70	15.30	23.20	16.50	24.00	16.90	26.60	17.10	27.70	16.90	28.60	16.50		
	73.0	16.80	13.70	19.70	15.30	23.20	16.50	24.00	16.90	26.60	17.10	27.70	16.90	28.60	16.50		
	77.0	16.80	13.70	19.70	15.30	23.20	16.50	24.00	16.90	26.60	17.10	27.70	16.90	28.60	16.50		
	80.0	16.80	13.70	19.70	15.30	23.20	16.50	24.00	16.90	26.60	17.10	27.70	16.90	28.60	16.50		
	84.0	16.80	13.70	19.70	15.30	23.20	16.50	24.00	16.90	26.60	17.10	27.70	16.90	28.60	16.50		
	88.0	16.80	13.70	19.70	15.30	23.20	16.50	24.00	16.90	26.60	17.10	27.70	16.90	28.60	16.50		
	92.0	16.80	13.70	19.70	15.30	23.20	16.50	24.00	16.90	26.60	17.10	27.70	16.90	28.60	16.50		
	95.0	16.80	13.70	19.70	15.30	23.20	16.50	24.00	16.90	26.60	17.10	27.70	16.90	28.60	16.50		
	99.0	16.80	13.70	19.70	15.30	23.20	16.50	24.00	16.90	26.30	16.70	27.20	16.50	28.00	16.10		
	103.0	16.80	13.70	19.70	15.30	23.10	16.50	24.00	16.90	26.00	16.50	26.80	16.20	27.50	15.80		
107.0	16.80	13.70	19.70	15.30	23.00	16.40	23.80	16.70	25.70	16.30	26.40	15.90	27.00	15.50			
111.0	16.80	13.70	19.70	15.30	22.40	16.00	23.00	16.20	24.80	15.70	25.40	15.30	26.10	14.90			
115.0	16.80	13.60	19.50	15.10	21.90	15.60	22.30	15.70	23.90	15.20	24.50	14.80	25.30	14.50			
118.0	16.60	13.50	19.30	14.90	21.60	15.40	21.90	15.40	23.40	14.80	23.90	14.40	24.50	14.10			
120.0	16.50	13.40	19.20	14.80	21.40	15.20	21.70	15.30	22.90	14.60	23.40	14.10	24.00	13.80			
030	50.0	21.08	17.30	24.59	18.90	28.80	20.95	30.00	21.00	33.64	21.06	35.06	21.03	36.36	20.96		
	54.0	21.08	17.30	24.59	18.90	28.80	20.95	30.00	21.00	33.57	21.00	35.00	20.97	36.32	20.92		
	58.0	21.08	17.30	24.59	18.90	28.80	20.95	30.00	21.00	33.30	20.82	34.73	20.70	36.04	20.65		
	60.0	21.08	17.30	24.59	18.90	28.80	20.95	30.00	21.00	33.30	20.82	34.72	20.70	36.02	20.65		
	64.0	21.08	17.30	24.59	18.90	28.80	20.95	30.00	21.00	33.30	20.82	34.63	20.62	35.78	20.43		
	67.0	21.08	17.30	24.59	18.90	28.80	20.95	30.00	21.00	33.30	20.82	34.62	20.61	35.75	20.40		
	70.0	21.08	17.30	24.59	18.90	28.80	20.95	30.00	21.00	33.30	20.82	34.62	20.61	35.75	20.40		
	73.0	21.08	17.30	24.59	18.90	28.80	20.95	30.00	21.00	33.30	20.82	34.62	20.61	35.75	20.40		
	77.0	21.08	17.30	24.59	18.90	28.80	20.95	30.00	21.00	33.30	20.82	34.62	20.61	35.75	20.40		
	80.0	21.08	17.30	24.59	18.90	28.80	20.95	30.00	21.00	33.30	20.82	34.62	20.61	35.75	20.40		
	84.0	21.08	17.30	24.59	18.90	28.80	20.95	30.00	21.00	33.30	20.82	34.62	20.61	35.75	20.40		
	88.0	21.08	17.30	24.59	18.90	28.80	20.95	30.00	21.00	33.30	20.82	34.62	20.61	35.75	20.40		
	92.0	21.08	17.30	24.59	18.90	28.80	20.95	30.00	21.00	33.30	20.82	34.62	20.61	35.75	20.40		
	95.0	21.08	17.30	24.59	18.90	28.80	20.95	30.00	21.00	33.30	20.82	34.62	20.61	35.75	20.40		
	99.0	21.08	17.30	24.59	18.90	28.80	20.95	30.00	21.02	32.98	20.53	34.10	20.23	35.03	20.02		
	103.0	21.08	17.30	24.59	18.90	28.76	20.95	29.95	21.17	32.42	20.19	33.42	19.87	34.33	19.64		
107.0	21.08	17.30	24.59	18.90	28.59	20.83	29.69	20.99	32.04	19.95	32.93	19.58	33.71	19.29			
111.0	21.08	17.30	24.59	18.90	27.83	20.27	28.79	20.35	30.88	19.24	31.67	18.83	32.50	18.60			
115.0	21.07	17.28	24.34	18.71	27.26	19.86	27.92	19.74	29.80	18.57	30.58	18.18	31.48	18.01			
118.0	20.85	17.10	24.09	18.52	26.85	19.56	27.37	19.35	29.15	18.16	29.80	17.72	30.59	17.50			
120.0	20.68	16.96	23.92	18.38	26.54	19.33	27.12	19.18	28.59	17.82	29.18	17.35	29.94	17.13			
036	50.0	25.25	20.75	29.50	22.79	34.60	25.26	36.00	25.40	40.15	25.47	41.90	25.47	43.51	25.47		
	54.0	25.25	20.75	29.50	22.79	34.60	25.26	36.00	25.40	40.14	25.46	41.88	25.45	43.48	25.43		
	58.0	25.25	20.75	29.50	22.79	34.60	25.26	36.00	25.40	40.03	25.38	41.72	25.28	43.19	25.16		
	60.0	25.25	20.75	29.50	22.79	34.60	25.26	36.00	25.40	40.03	25.38	41.72	25.28	43.19	25.16		
	64.0	25.25	20.75	29.50	22.79	34.60	25.26	36.00	25.40	39.89	25.38	41.48	25.19	42.90	24.89		
	67.0	25.25	20.75	29.50	22.79	34.60	25.26	36.00	25.40	39.87	25.38	41.45	25.18	42.86	24.86		
	70.0	25.25	20.75	29.50	22.79	34.60	25.26	36.00	25.40	39.87	25.38	41.45	25.18	42.86	24.86		
	73.0	25.25	20.75	29.50	22.79	34.60	25.26	36.00	25.40	39.87	25.38	41.45	25.18	42.86	24.86		
	77.0	25.25	20.75	29.50	22.79	34.60	25.26	36.00	25.40	39.87	25.38	41.45	25.18	42.86	24.86		
	80.0	25.25	20.75	29.50	22.79	34.60	25.26	36.00	25.40	39.87	25.38	41.45	25.18	42.86	24.86		
	84.0	25.25	20.75	29.50	22.79	34.60	25.26	36.00	25.40	39.87	25.38	41.45	25.18	42.86	24.86		
	88.0	25.25	20.73	29.50	22.78	34.60	25.26	36.00	25.40	39.87	25.38	41.45	25.18	42.86	24.86		
	92.0	25.25	20.52	29.50	22.56	34.60	25.26	36.00	25.40	39.87	25.38	41.45	25.18	42.86	24.86		
	95.0	25.25	20.52	29.50	22.56	34.60	25.26	36.00	25.40	39.87	25.38	41.45	25.18	42.86	24.86		
	99.0	25.25	20.52	29.50	22.56	34.60	25.27	36.00	25.43	39.56	25.10	40.91	24.79	42.11	24.48		
	103.0	25.25	20.52	29.50	22.56	34.56	25.27	35.94	25.60	38.94	24.74	40.10	24.41	41.17	24.08		
107.0	25.25	20.52	29.50	22.56	34.35	25.12	35.63	25.38	38.48	24.45	39.51	24.05	40.43	23.65			
111.0	25.25	20.52	29.50	22.56	33.43	24.45	34.55	24.61	37.09	23.57	38.00	23.14	38.98	22.80			
115.0	25.23	20.50	29.20	22.34	32.75	23.95	33.50	23.87	35.79	22.75	36.70	22.34	37.75	22.09			
118.0	24.96	20.29	28.90	22.10	32.26	23.59	32.84	23.40	35.01	22.26	35.76	21.77	36.68	21.46			
120.0	24.76	20.12	28.70	21.95	31.89	23.32	32.54	23.19	34.34	21.83	35.02	21.32	35.91	21.01			

2 Capacity table

360 CST

Cooling

TC : Total Capacity, SHC : Sensible Heat Capacity

Model	Outdoor Air Temp. (°F, DB)	Indoor temperature (°F)													
		68 (20.0°C, DB)		73 (22.8°C, DB)		79 (26.1°C, DB)		80 (26.7°C, DB)		85 (29.4°C, DB)		87 (30.6°C, DB)		89 (31.7°C, DB)	
		TC(MBH)	SHC(MBH)	TC(MBH)	SHC(MBH)	TC(MBH)	SHC(MBH)	TC(MBH)	SHC(MBH)	TC(MBH)	SHC(MBH)	TC(MBH)	SHC(MBH)	TC(MBH)	SHC(MBH)
048	50.0	33.93	26.56	39.47	29.13	46.11	32.48	48.00	32.90	53.75	32.86	56.05	32.97	58.15	33.37
	54.0	33.93	26.56	39.47	29.13	46.11	32.48	48.00	32.90	53.38	33.11	55.69	33.12	57.80	33.13
	58.0	33.93	26.56	39.47	29.13	46.11	32.48	48.00	32.90	53.38	33.12	55.66	33.10	57.74	33.07
	60.0	33.93	26.56	39.47	29.13	46.11	32.48	48.00	32.90	53.39	33.12	55.62	33.05	57.57	32.90
	64.0	33.93	26.56	39.47	29.13	46.11	32.48	48.00	32.90	53.16	32.90	55.37	32.81	57.48	32.81
	67.0	33.93	26.56	39.47	29.13	46.11	32.48	48.00	32.90	53.13	32.87	55.26	32.70	57.25	32.58
	70.0	33.93	26.56	39.47	29.13	46.11	32.48	48.00	32.90	53.13	32.87	55.23	32.67	57.16	32.49
	73.0	33.93	26.56	39.47	29.13	46.11	32.48	48.00	32.90	53.13	32.87	55.23	32.67	57.16	32.49
	77.0	33.93	26.56	39.47	29.13	46.11	32.48	48.00	32.90	53.13	32.87	55.23	32.67	57.16	32.49
	80.0	33.93	26.56	39.47	29.13	46.11	32.48	48.00	32.90	53.13	32.87	55.23	32.67	57.16	32.49
	84.0	33.93	26.56	39.47	29.13	46.11	32.48	48.00	32.90	53.13	32.87	55.23	32.67	57.16	32.49
	88.0	33.93	26.56	39.47	29.13	46.11	32.48	48.00	32.90	53.13	32.87	55.23	32.67	57.16	32.49
	92.0	33.93	26.56	39.47	29.13	46.11	32.48	48.00	32.90	53.13	32.87	55.23	32.67	57.16	32.49
	95.0	33.93	26.56	39.47	29.13	46.11	32.48	48.00	32.90	53.13	32.87	55.23	32.67	57.16	32.49
	99.0	33.93	26.56	39.47	29.13	46.11	32.48	48.00	32.90	52.82	32.59	54.67	32.17	56.37	31.77
	103.0	33.93	26.56	39.47	29.13	46.06	32.44	47.92	32.83	51.94	32.11	53.48	31.67	54.98	31.08
	107.0	33.93	26.56	39.47	29.13	45.78	32.25	47.51	32.55	51.33	31.74	52.69	31.21	53.99	30.52
	111.0	33.93	26.56	39.47	29.13	44.56	31.38	46.06	31.56	49.48	30.59	50.68	30.02	52.05	29.42
115.0	33.90	26.54	39.07	28.83	43.65	30.74	44.67	30.61	47.75	29.52	48.93	28.98	50.42	28.50	
118.0	33.54	26.26	38.66	28.53	42.99	30.28	43.79	30.01	46.71	28.89	47.69	28.25	48.99	27.69	
120.0	33.27	26.05	38.39	28.33	42.50	29.93	43.39	29.74	45.81	28.33	46.70	27.66	47.96	27.11	

2 Capacity table

360 CST

Heating

TC : Total Capacity

Model	Outdoor Air Temp. (°F)		Indoor temperature (°F)				
			61 (16.1°C, DB)	65 (18.3°C, DB)	70 (21.1°C, DB)	72 (22.2°C, DB)	75 (23.9°C, DB)
	DB	WB	TC(MBH)	TC(MBH)	TC(MBH)	TC(MBH)	TC(MBH)
009	-12.6	-13.0	5.60	5.60	5.60	5.70	5.90
	-7.1	-7.6	6.00	6.00	6.00	6.00	6.10
	-3.6	-4.0	6.20	6.20	6.20	6.20	6.20
	-1.8	-2.2	6.30	6.30	6.30	6.30	6.30
	2.0	1.0	6.60	6.60	6.60	6.50	6.40
	6.0	5.0	6.90	6.80	6.60	6.60	6.40
	10.0	9.0	7.20	7.20	7.00	7.00	6.80
	13.0	12.0	7.60	7.60	7.50	7.50	7.30
	17.0	15.0	8.10	8.00	7.80	7.80	7.60
	19.0	18.0	8.60	8.30	8.10	8.00	7.80
	23.0	21.0	8.90	8.70	8.50	8.40	8.20
	26.0	24.0	9.40	9.20	8.90	8.70	8.50
	30.0	28.0	9.80	9.50	9.20	8.90	8.70
	35.0	32.0	10.00	9.70	9.40	9.10	8.80
	39.0	36.0	10.30	10.10	9.50	9.20	9.00
	44.0	40.0	10.90	10.50	9.80	9.40	9.00
	47.0	43.0	11.10	10.70	10.00	9.60	9.00
	51.0	47.0	11.60	10.80	10.00	9.60	9.00
	54.0	50.0	11.80	10.90	10.00	9.60	9.00
	57.0	53.0	11.90	11.00	10.00	9.60	9.00
60.0	56.0	12.10	11.00	10.00	9.60	9.00	
012	-12.6	-13.0	7.36	7.82	7.54	7.59	8.05
	-7.1	-7.6	8.04	8.18	7.89	7.92	8.09
	-3.6	-4.0	8.48	8.41	8.13	8.13	8.11
	-1.8	-2.2	8.71	8.53	8.25	8.24	8.12
	2.0	1.0	9.17	8.80	8.51	8.48	8.19
	6.0	5.0	9.51	9.14	8.85	8.80	8.54
	10.0	9.0	9.75	9.43	9.21	9.07	9.02
	13.0	12.0	10.09	10.00	9.81	9.66	9.64
	17.0	15.0	10.48	10.45	10.23	10.12	10.00
	19.0	18.0	10.89	10.82	10.54	10.50	10.22
	23.0	21.0	11.42	11.16	10.94	10.79	10.50
	26.0	24.0	11.84	11.67	11.29	11.10	10.82
	30.0	28.0	12.33	12.25	11.77	11.56	11.14
	35.0	32.0	12.83	12.70	12.24	11.98	11.50
	39.0	36.0	13.34	13.03	12.63	12.28	12.00
	44.0	40.0	13.85	13.78	13.07	12.65	12.04
	47.0	43.0	14.45	14.36	13.50	12.92	12.07
	51.0	47.0	14.91	14.44	13.50	12.92	12.07
	54.0	50.0	15.48	14.66	13.50	12.92	12.07
	57.0	53.0	15.75	14.68	13.50	12.92	12.07
60.0	56.0	16.06	14.90	13.50	12.92	12.07	
018	-12.6	-13.0	12.35	11.78	11.65	11.65	11.65
	-7.1	-7.6	12.72	12.35	12.08	12.02	12.02
	-3.6	-4.0	12.97	12.73	12.36	12.26	12.26
	-1.8	-2.2	13.09	12.92	12.50	12.38	12.38
	2.0	1.0	13.40	13.31	12.81	12.64	12.60
	6.0	5.0	13.96	13.68	13.20	13.01	12.72
	10.0	9.0	14.46	14.10	13.79	13.67	13.38
	13.0	12.0	15.12	14.89	14.54	14.39	14.31
	17.0	15.0	15.70	15.46	15.15	14.96	14.78
	19.0	18.0	16.23	15.90	15.69	15.47	15.02
	23.0	21.0	16.97	16.60	16.26	16.03	15.48
	26.0	24.0	17.66	17.31	16.92	16.59	16.08
	30.0	28.0	18.40	18.04	17.55	17.15	16.54
	35.0	32.0	19.05	18.75	18.14	17.72	16.97
	39.0	36.0	19.61	19.56	18.85	18.44	17.68
	44.0	40.0	20.69	20.43	19.48	18.81	17.72
	47.0	43.0	21.52	21.24	20.00	19.09	17.75
	51.0	47.0	22.34	21.57	20.00	19.09	17.75
	54.0	50.0	22.94	21.75	20.00	19.09	17.75
	57.0	53.0	23.40	21.99	20.00	19.09	17.75
60.0	56.0	24.01	22.27	20.00	19.09	17.75	

2 Capacity table

360 CST

Heating

TC : Total Capacity

Model	Outdoor Air Temp. (°F)		Indoor temperature (°F)				
			61 (16.1°C, DB)	65 (18.3°C, DB)	70 (21.1°C, DB)	72 (22.2°C, DB)	75 (23.9°C, DB)
	DB	WB	TC(MBH)	TC(MBH)	TC(MBH)	TC(MBH)	TC(MBH)
024	-12.6	-13.0	16.20	16.60	16.20	16.00	16.10
	-7.1	-7.6	16.90	17.00	16.50	16.40	16.40
	-3.6	-4.0	17.30	17.20	16.80	16.60	16.60
	-1.8	-2.2	17.60	17.40	16.90	16.70	16.70
	2.0	1.0	18.10	17.70	17.20	17.00	16.90
	6.0	5.0	18.80	18.40	17.70	17.40	17.10
	10.0	9.0	19.50	19.10	18.60	18.30	18.10
	13.0	12.0	20.40	20.10	19.60	19.40	19.30
	17.0	15.0	21.20	20.80	20.30	20.10	20.00
	19.0	18.0	21.80	21.40	20.90	20.70	20.50
	23.0	21.0	22.60	22.50	21.90	21.50	21.00
	26.0	24.0	23.80	23.50	22.70	22.20	21.60
	30.0	28.0	24.80	24.40	23.60	23.00	22.30
	35.0	32.0	25.70	25.30	24.40	23.80	23.00
	39.0	36.0	26.70	26.30	25.30	24.90	24.10
	44.0	40.0	28.00	27.60	26.30	25.30	24.10
	47.0	43.0	28.90	28.50	27.00	25.90	24.20
	51.0	47.0	30.00	28.90	27.00	25.90	24.20
	54.0	50.0	30.70	29.40	27.00	25.90	24.20
	57.0	53.0	31.50	29.60	27.00	25.90	24.20
60.0	56.0	32.20	29.90	27.00	25.90	24.20	
030	-12.6	-13.0	19.64	19.69	19.66	19.56	20.00
	-7.1	-7.6	20.71	20.69	20.37	20.23	20.40
	-3.6	-4.0	21.42	21.36	20.84	20.68	20.66
	-1.8	-2.2	21.77	21.69	21.08	20.90	20.79
	2.0	1.0	22.62	22.40	21.58	21.36	21.08
	6.0	5.0	23.90	23.15	22.18	21.84	21.55
	10.0	9.0	24.66	24.15	23.31	23.08	22.80
	13.0	12.0	25.63	25.22	24.63	24.46	24.37
	17.0	15.0	26.64	26.24	25.67	25.42	25.20
	19.0	18.0	27.66	27.27	26.58	26.20	25.65
	23.0	21.0	28.78	28.40	27.56	27.05	26.48
	26.0	24.0	30.04	29.65	28.76	28.16	27.24
	30.0	28.0	31.28	30.88	29.90	29.19	28.06
	35.0	32.0	32.33	31.94	30.85	30.07	28.94
	39.0	36.0	33.42	33.02	31.94	31.16	30.02
	44.0	40.0	35.40	34.67	33.13	31.90	30.10
	47.0	43.0	36.65	35.90	34.00	32.44	30.16
	51.0	47.0	37.86	36.59	34.00	32.44	30.16
	54.0	50.0	38.80	37.10	34.00	32.44	30.16
	57.0	53.0	39.62	37.35	34.00	32.44	30.16
60.0	56.0	40.81	37.85	34.00	32.44	30.16	
036	-12.6	-13.0	22.07	22.81	23.12	23.29	23.75
	-7.1	-7.6	23.82	24.07	23.95	23.97	24.14
	-3.6	-4.0	24.99	24.90	24.50	24.43	24.41
	-1.8	-2.2	25.57	25.32	24.77	24.66	24.54
	2.0	1.0	26.84	26.22	25.38	25.15	24.84
	6.0	5.0	28.18	27.20	26.19	25.82	25.37
	10.0	9.0	29.11	28.37	27.42	27.10	26.77
	13.0	12.0	30.30	29.66	29.03	28.81	28.60
	17.0	15.0	31.39	30.85	30.19	29.92	29.59
	19.0	18.0	32.44	32.00	31.12	30.73	30.16
	23.0	21.0	33.76	33.33	32.28	31.74	31.03
	26.0	24.0	35.23	34.82	33.77	33.09	32.08
	30.0	28.0	36.80	36.31	35.21	34.33	33.09
	35.0	32.0	38.15	37.56	36.38	35.39	34.09
	39.0	36.0	39.42	38.80	37.57	36.68	35.52
	44.0	40.0	41.52	40.93	39.03	37.63	35.63
	47.0	43.0	43.19	42.38	40.00	38.18	35.69
	51.0	47.0	44.67	43.09	40.00	38.18	35.69
	54.0	50.0	45.79	43.62	40.00	38.18	35.69
	57.0	53.0	46.64	44.02	40.00	38.18	35.69
60.0	56.0	47.85	44.56	40.00	38.18	35.69	

2 Capacity table

360 CST

Heating

TC : Total Capacity

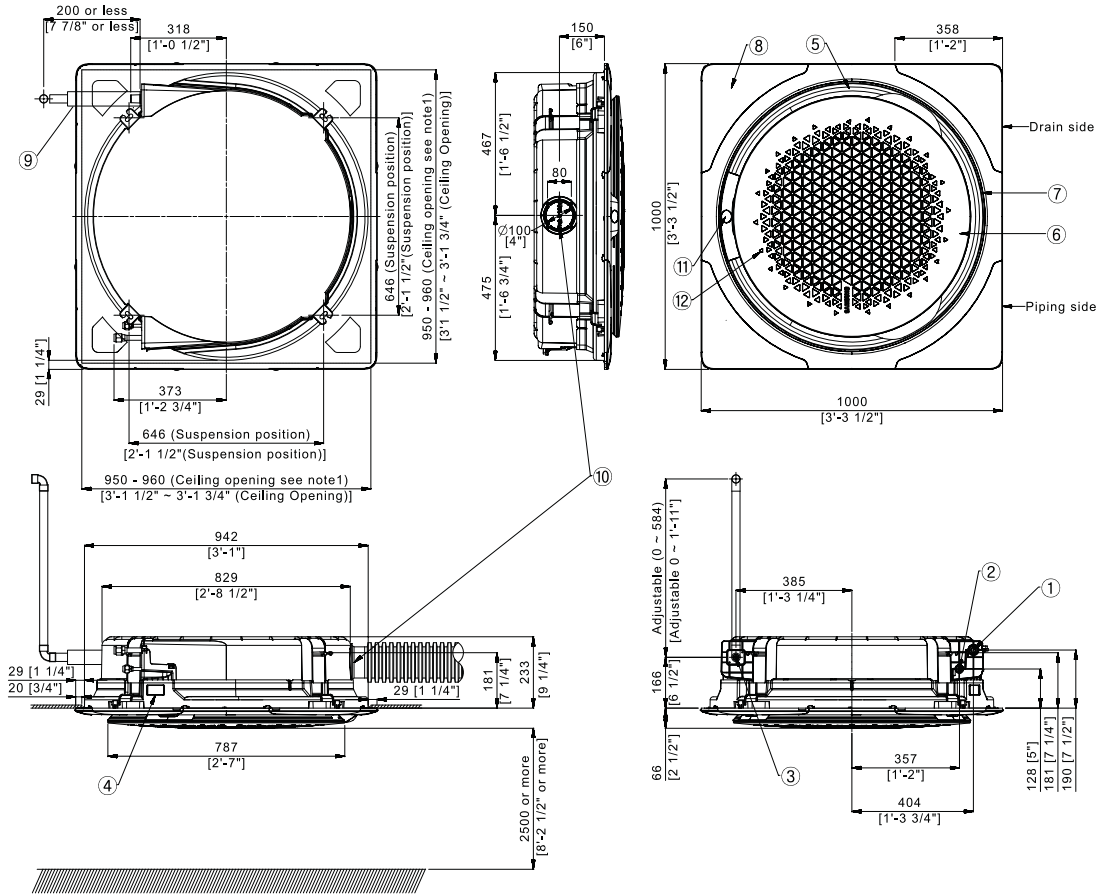
Model	Outdoor Air Temp. (°F)		Indoor temperature (°F)				
			61 (16.1°C, DB)	65 (18.3°C, DB)	70 (21.1°C, DB)	72 (22.2°C, DB)	75 (23.9°C, DB)
	DB	WB	TC(MBH)	TC(MBH)	TC(MBH)	TC(MBH)	TC(MBH)
048	-12.6	-13.0	30.07	31.26	31.88	31.93	32.14
	-7.1	-7.6	32.17	32.58	32.62	32.62	32.54
	-3.6	-4.0	33.57	33.46	33.12	33.08	32.80
	-1.8	-2.2	34.26	33.90	33.37	33.32	32.93
	2.0	1.0	35.83	34.96	33.99	33.83	33.22
	6.0	5.0	37.79	36.68	35.25	34.69	33.84
	10.0	9.0	39.05	38.19	37.10	36.65	35.81
	13.0	12.0	40.65	40.11	39.25	38.96	38.33
	17.0	15.0	42.13	41.58	40.75	40.38	39.72
	19.0	18.0	43.54	42.84	41.95	41.39	40.56
	23.0	21.0	45.47	44.71	43.47	42.77	41.91
	26.0	24.0	47.64	46.86	45.37	44.49	43.29
	30.0	28.0	49.61	48.83	47.17	46.10	44.55
	35.0	32.0	51.25	50.49	48.73	47.57	45.87
	39.0	36.0	53.12	52.36	50.60	49.44	47.75
	44.0	40.0	55.97	55.10	52.42	50.58	47.88
	47.0	43.0	58.12	56.98	54.00	51.64	48.00
	51.0	47.0	60.11	57.95	54.00	51.64	48.00
	54.0	50.0	61.65	58.52	54.00	51.64	48.00
	57.0	53.0	63.02	59.24	54.00	51.64	48.00
60.0	56.0	64.54	59.81	54.00	51.64	48.00	

3 Dimensional drawing

360 CST (Square)

AM009KN4DCH/AA, AM012KN4DCH/AA, AM018KN4DCH/AA, AM024KN4DCH/AA

Units : mm / inches



Note

1. Make sure the spacing between the ceiling and the cassette is no more than 10mm[3/8"].
2. When the conditions exceed 30°C[86°F] and RH 80% in the ceiling or fresh air is inducted into the ceiling, and additional insulation is required (polyethylene foam, thickness 10mm[3/8"] or more)
3. Square panel code : PC4NUDMAN, PC4NUDMUN (White), PC4NBDMAN, PC4NBDMUN (Black)
- Weight [lbs] : 7.94 (Net), 13.23 (Shipping) - Dimensions (W x H x D) [inch] : 39.37 x 2.60 x 39.37 (Net), 43.03 x 3.35 x 42.64 (Shipping)

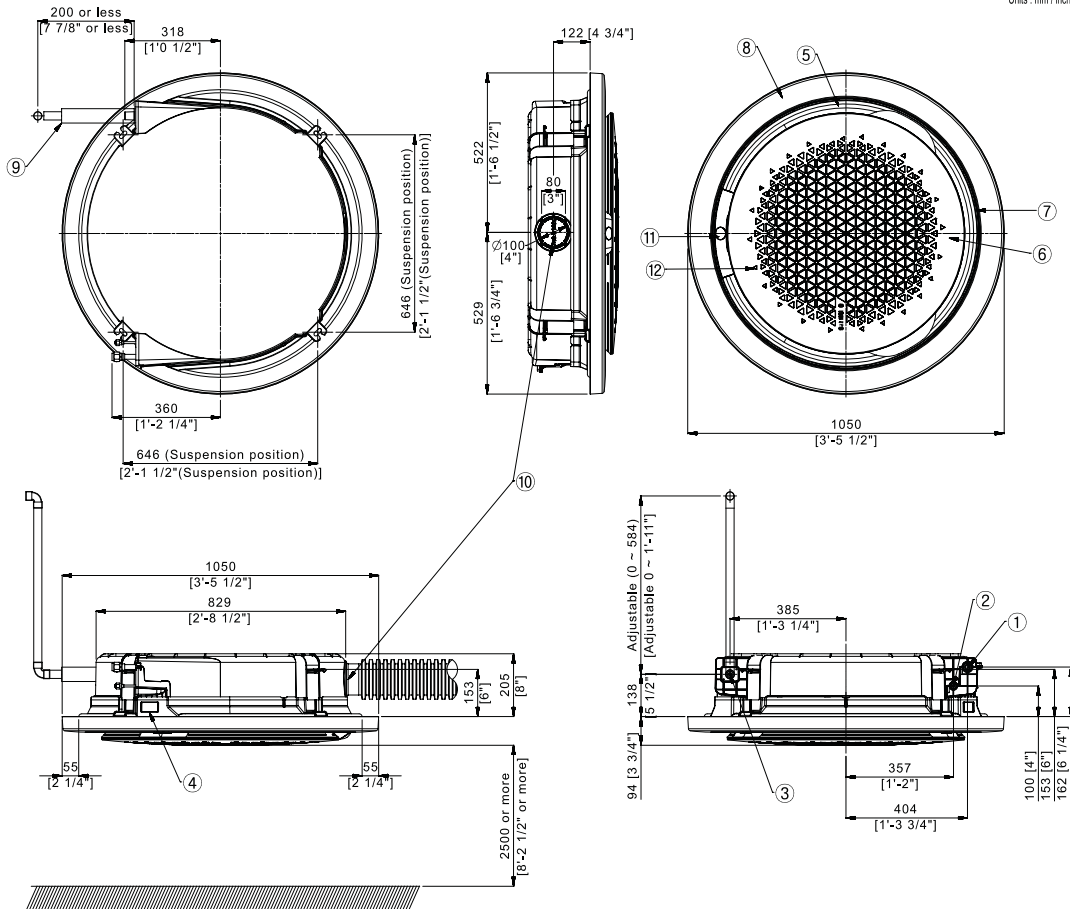
Table of descriptions			
1	Refrigerant gas pipe	7	Suction rim for Booster fan
2	Refrigerant liquid pipe	8	Decoration cover
3	Condensate drain	9	Drain hose
4	Power & Comm. wiring conduits	10	Fresh air intake knock out hole
5	Air discharge opening	11	Display window
6	Air suction grille	12	Infrared receiver

3 Dimensional drawing

360 CST (Circle)

AM009KN4DCH/AA, AM012KN4DCH/AA, AM018KN4DCH/AA, AM024KN4DCH/AA

Units: mm / inches



Note

1. Make sure the spacing between the ceiling and the cassette is no more than 10mm[3/8"].
 2. When the conditions exceed 30°C[86°F] and RH 80% in the ceiling or fresh air is inducted into the ceiling, and additional insulation is required (polyethylene foam, thickness 10mm[3/8"] or more)
 3. Circular panel code : PC4NUNMAN, PC4NUNMUN (White), PC4NBNMAN, PC4NBNMUN (Black)
 - Weight [lbs] : 5.95 (Net), 11.24 (Shipping) - Dimensions (W x H x D) [inch] : 41.34 x 3.70 x 41.34 (Net), 43.03 x 3.35 x 42.64 (Shipping)
- ※ When installing the circular panel on the ceiling, make sure to install 2 or more inspection holes for the maintenance.

(For further information, please refer to the installation manual.)

4. The circular panel is by default available in exposed installation.
5. Make inspection holes on the ceiling for easier installation and maintenance, as shown in the following table.
 (The size of an inspection hole must be at least 450 mm x 450 mm.)
6. A suspended ceiling structure can substitute for the inspection holes.

Category	Inspection hole		
	Recessed installation		Exposed installation
	Integrated	Suspended	
Square panel	1 ea		
Circular panel	2 ea		

Table of descriptions

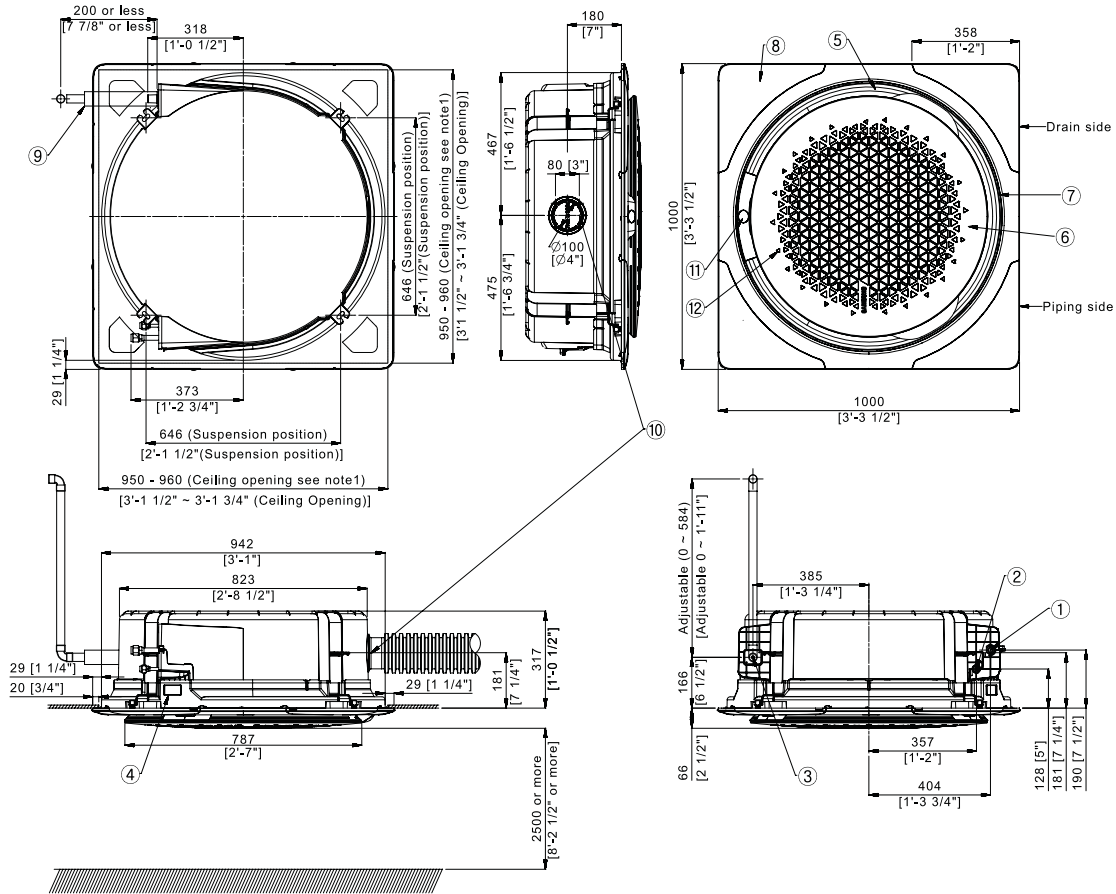
1	Refrigerant gas pipe	7	Suction rim for Booster fan
2	Refrigerant liquid pipe	8	Decoration cover
3	Condensate drain	9	Drain hose
4	Power & Comm. wiring conduits	10	Fresh air intake knock out hole
5	Air discharge opening	11	Display window
6	Air suction grille	12	Infrared receiver

3 Dimensional drawing

360 CST (Square)

AM030KN4DCH/AA, AM036KN4DCH/AA, AM048KN4DCH/AA

Units : mm / inches



Note

1. Make sure the spacing between the ceiling and the cassette is no more than 29mm[1 1/4"]. Max ceiling opening : 960mm[3'-1 3/4"]
2. When the conditions exceed 30°C and RH 80% in the ceiling or fresh air is inducted into the ceiling, and additional insulation is required (polyethylene foam, thickness 10mm[3/8"] or more)
3. Square panel code : PC4NUDMAN, PC4NUMDUN (White), PC4NBDMAN, PC4NBDMUN (Black)
- Weight [lbs] : 7.94 (Net), 13.23 (Shipping) - Dimensions (W x H x D) [inch] : 39.37 x 2.60 x 39.37 (Net), 43.03 x 3.35 x 42.64 (Shipping)

Table of descriptions

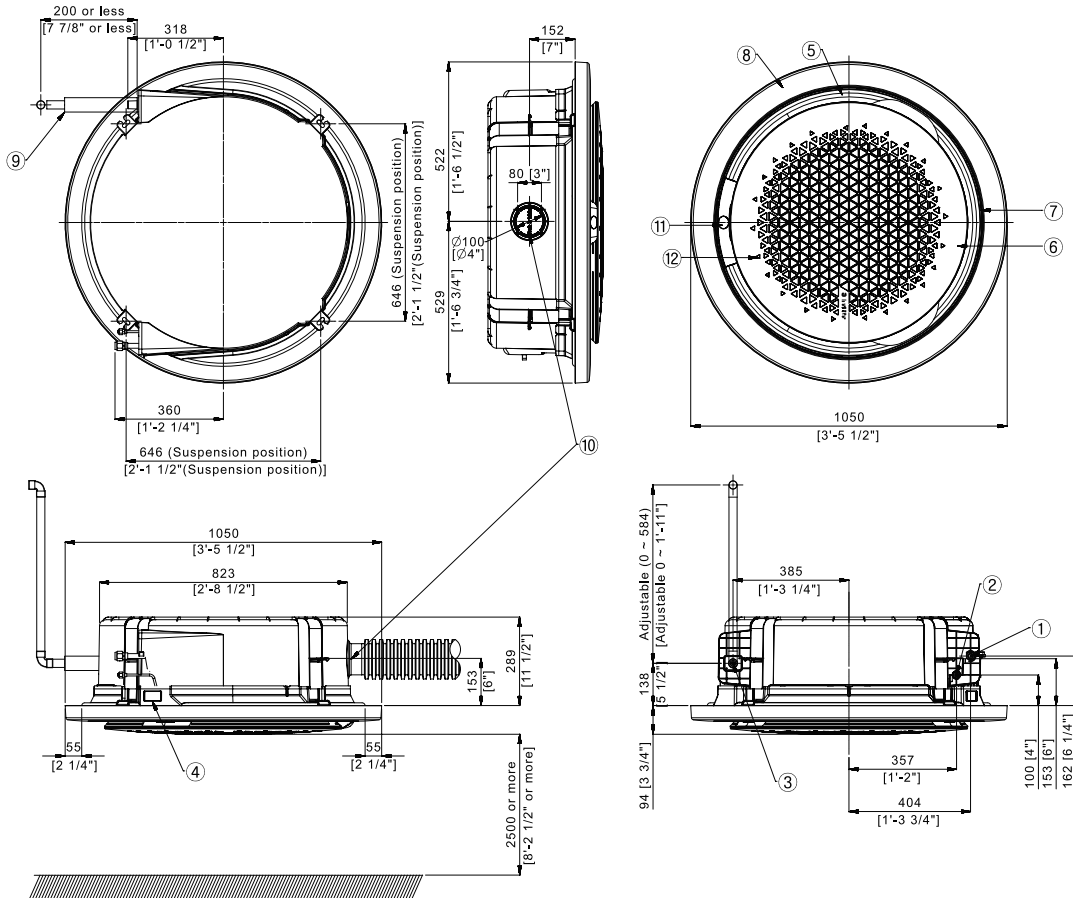
1	Refrigerant gas pipe	7	Suction rim for Booster fan
2	Refrigerant liquid pipe	8	Corner decoration cover
3	Condensate drain	9	Drain hose
4	Power & Comm. wiring conduits	10	Fresh air intake knock out hole
5	Air discharge opening	11	Display window
6	Air suction grille	12	Infrared receiver

3 Dimensional drawing

360 CST (Circle)

AM030KN4DCH/AA, AM036KN4DCH/AA, AM048KN4DCH/AA

Units : mm / inches



Note

1. Make sure the spacing between the ceiling and the cassette is no more than 10mm[3/8"].
2. When the conditions exceed 30°C[86°F] and RH 80% in the ceiling or fresh air is inducted into the ceiling, and additional insulation is required (polyethylene foam, thickness 10mm[3/8"] or more)
3. Circular panel code : PC4NUNMAN, PC4NUNMUN (White), PC4NBNMAN, PC4NBNMUN (Black)
- Weight [lbs] : 5.95 (Net), 11.24 (Shipping) - Dimensions (W x H x D) [inch] : 41.34 x 3.70 x 41.34 (Net), 43.03 x 3.35 x 42.64 (Shipping)

※ When installing the circular panel on the ceiling, make sure to install 2 or more inspection holes for the maintenance.
(For further information, please refer to the installation manual.)

4. The circular panel is by default available in exposed installation.
5. Make inspection holes on the ceiling for easier installation and maintenance, as shown in the following table.
(The size of an inspection hole must be at least 450 mm x 450 mm.)
6. A suspended ceiling structure can substitute for the inspection holes.

Category	Inspection hole		Exposed installation
	Recessed installation		
	Integrated	Suspended	
Square panel	1 ea		
Circular panel	2 ea		

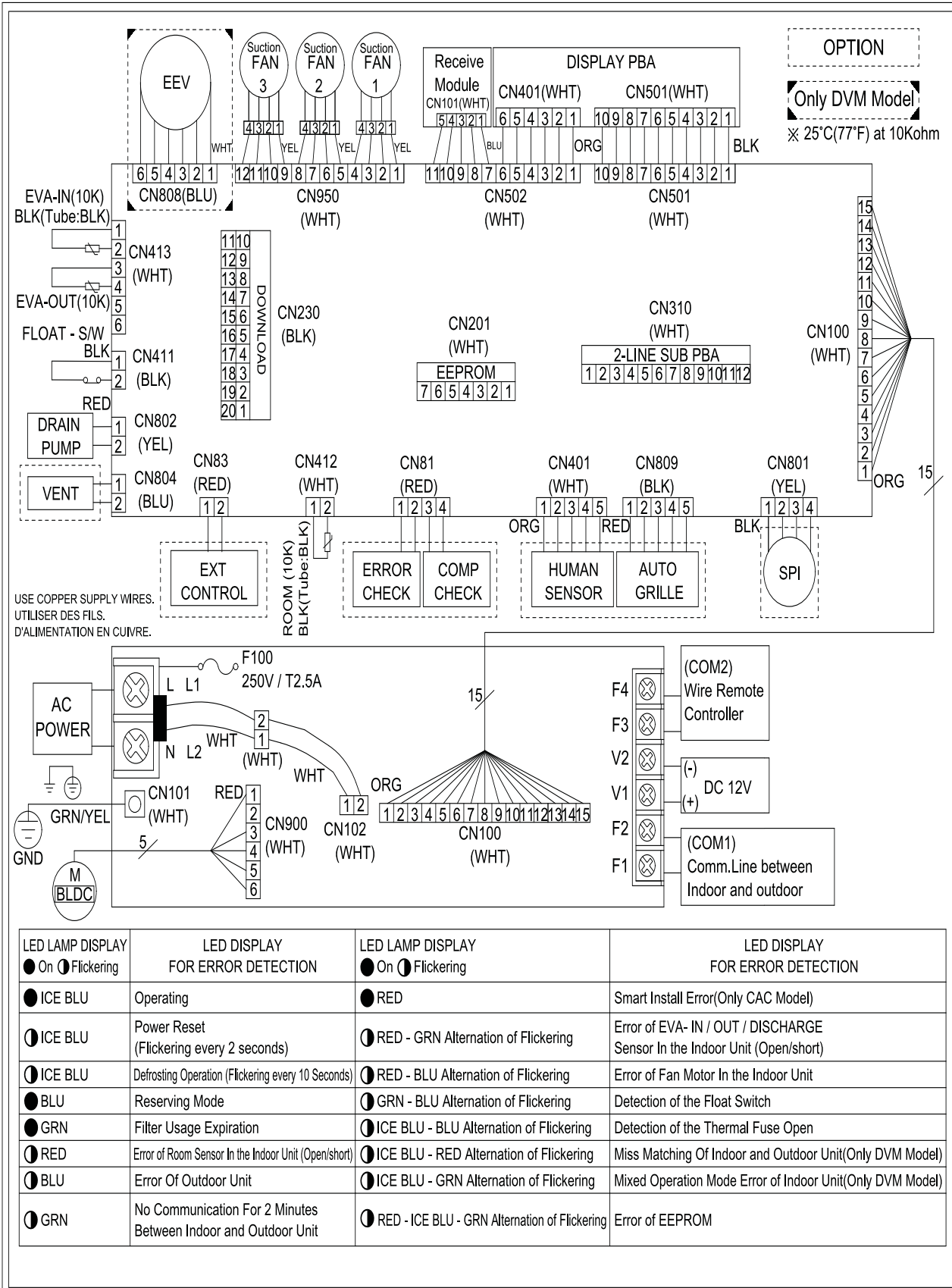
Table of descriptions

1	Refrigerant gas pipe	7	Suction rim for Booster fan
2	Refrigerant liquid pipe	8	Decoration cover
3	Condensate drain	9	Drain hose
4	Power & Comm. wiring conduits	10	Fresh air intake knock out hole
5	Air discharge opening	11	Display window

4 Electrical wiring diagram

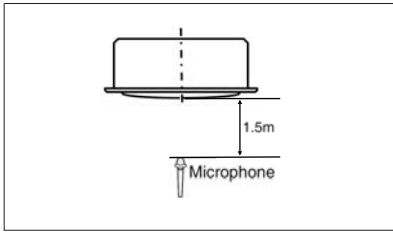
360 CST

AM009KN4DCH/AA, AM012KN4DCH/AA, AM018KN4DCH/AA, AM024KN4DCH/AA, AM030KN4DCH/AA, AM036KN4DCH/AA, AM048KN4DCH/AA



5 Sound pressure level

360 CST



Unit: dB(A)

Model	High	Low
AM009KN4DCH/AA	33.0	29.0
AM012KN4DCH/AA	33.0	29.0
AM018KN4DCH/AA	33.0	29.0
AM024KN4DCH/AA	38.0	32.0

Note

* Specifications may be subject to change without prior notice

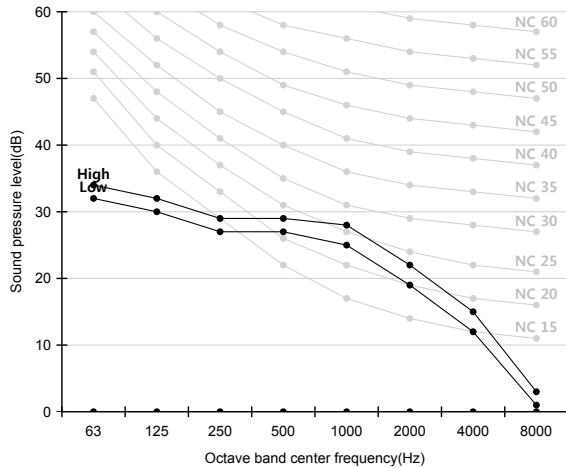
1) These operation values were obtained in an anechoic room.

2) Sound pressure level will vary depending on a range of factors such as the construction of the particular room

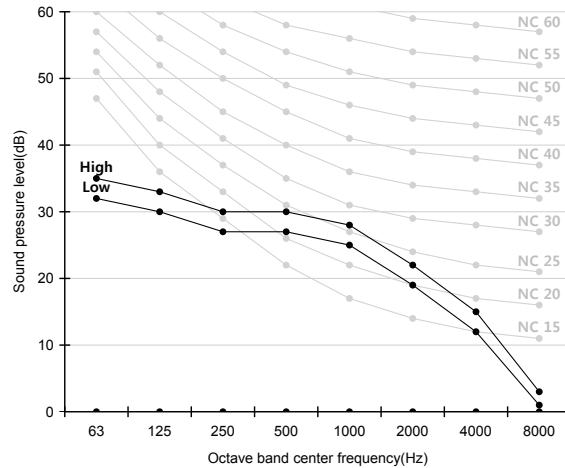
3) Operation sound level may differ depending on operation and ambient conditions.

NC curve

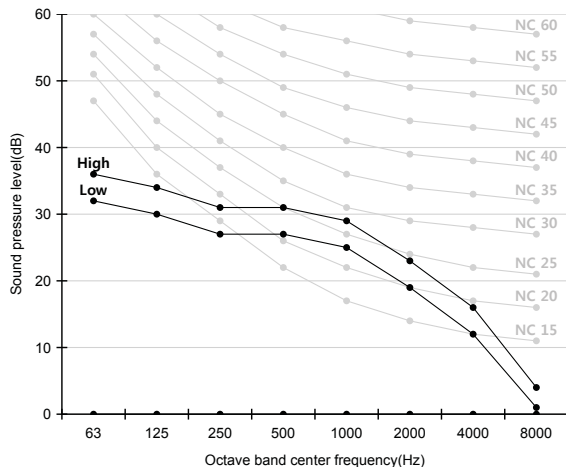
1) AM009KN4DCH/AA



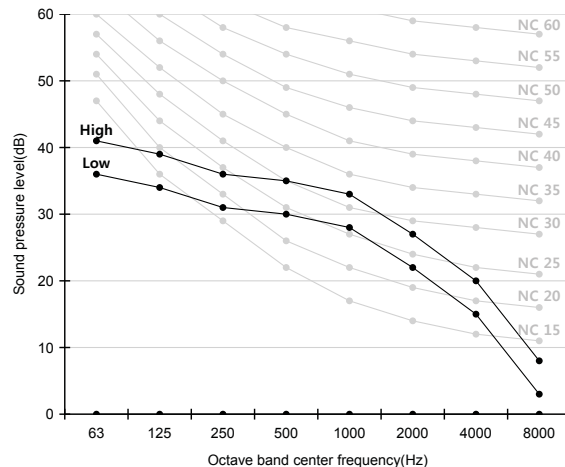
2) AM012KN4DCH/AA



3) AM018KN4DCH/AA

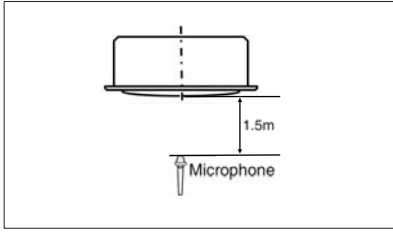


4) AM024KN4DCH/AA



5 Sound pressure level

360 CST



Unit: dB(A)

Model	High	Low
AM030KN4DCH/AA	40.0	36.0
AM036KN4DCH/AA	43.0	38.0
AM048KN4DCH/AA	44.0	39.0

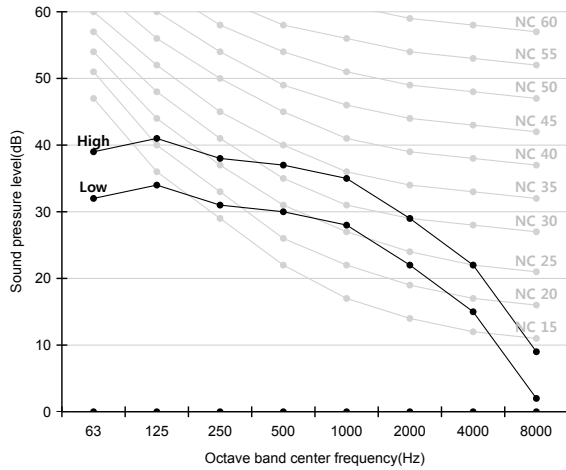
Note

* Specifications may be subject to change without prior notice

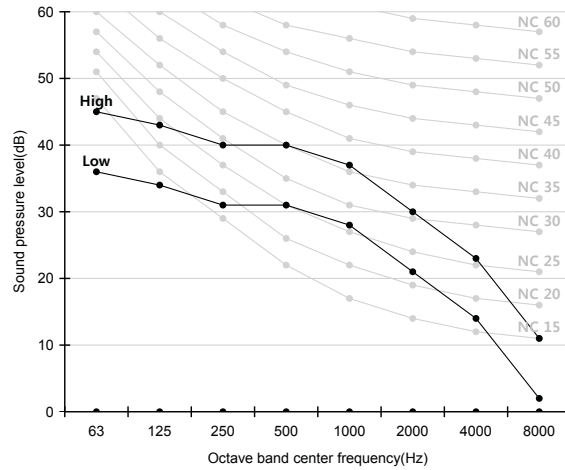
- 1) These operation values were obtained in an anechoic room.
- 2) Sound pressure level will vary depending on a range of factors such as the construction of the particular room
- 3) Operation sound level may differ depending on operation and ambient conditions.

NC curve

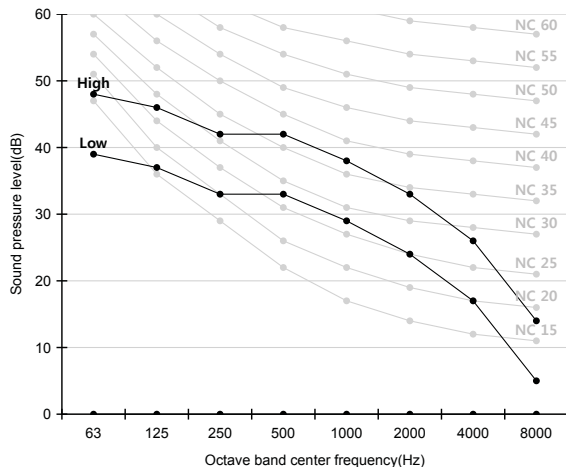
1) AM030KN4DCH/AA



2) AM036KN4DCH/AA



3) AM048KN4DCH/AA



6 Sound power level

360 CST

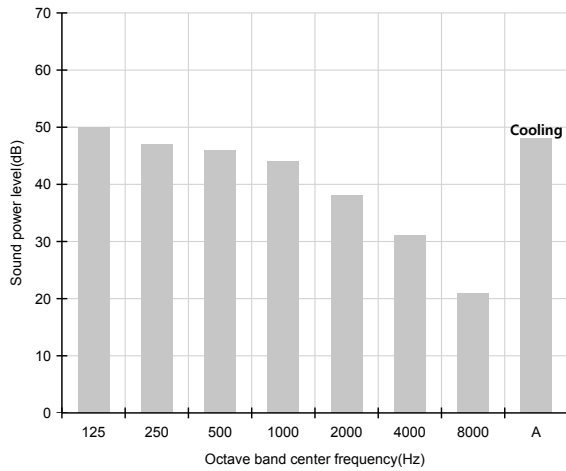
Note

- * Specifications may be subject to change
- 1) dBA = A-weighted sound power level.
- 2) Reference power : 1pW.
- 3) Measured according to ISO 3741.

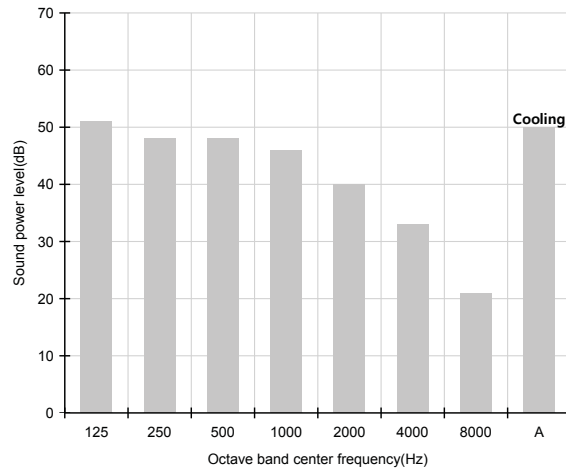
Unit: dB(A)

Model	Power
AM009KN4DCH/AA	51
AM012KN4DCH/AA	51
AM018KN4DCH/AA	51
AM024KN4DCH/AA	56

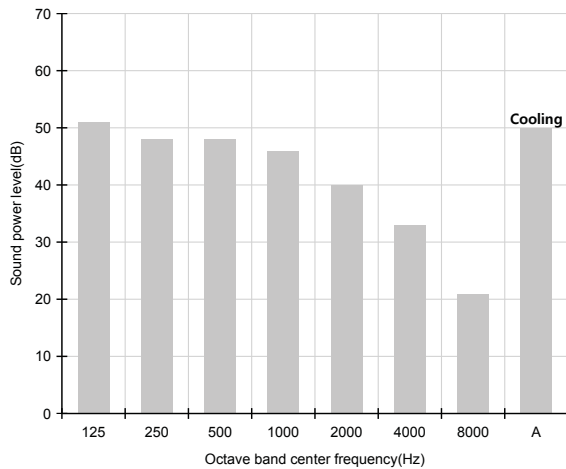
1)AM009KN4DCH/AA



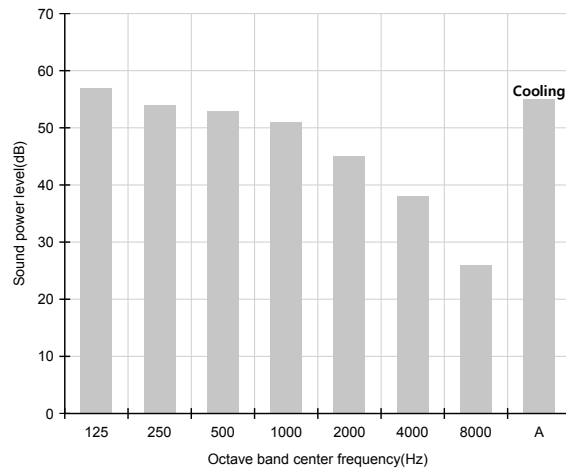
2)AM012KN4DCH/AA



3)AM018KN4DCH/AA



4)AM024KN4DCH/AA



6 Sound power level

360 CST

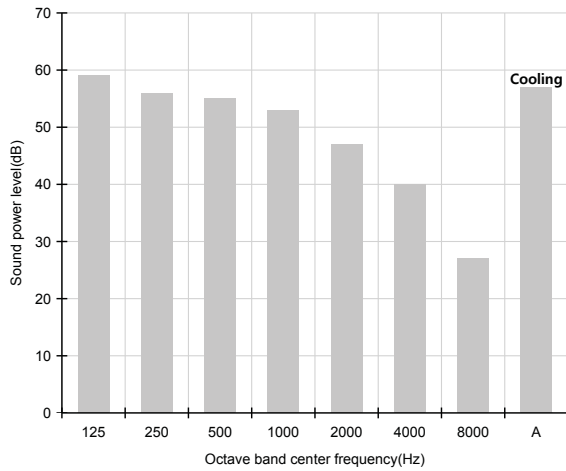
Note

- * Specifications may be subject to change
- 1) dBA = A-weighted sound power level.
- 2) Reference power : 1pW.
- 3) Measured according to ISO 3741.

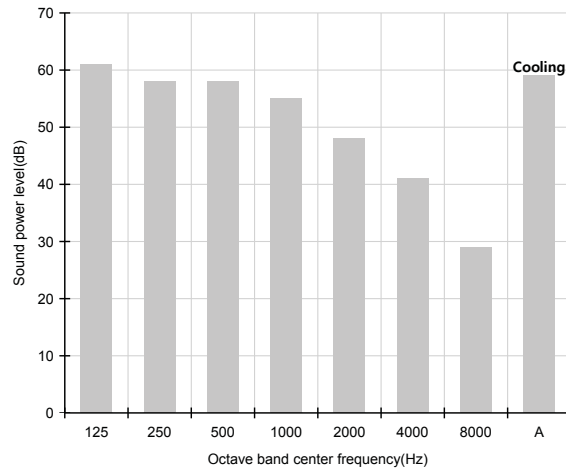
Unit: dB(A)

Model	Power
AM030KN4DCH/AA	58
AM036KN4DCH/AA	60
AM048KN4DCH/AA	61

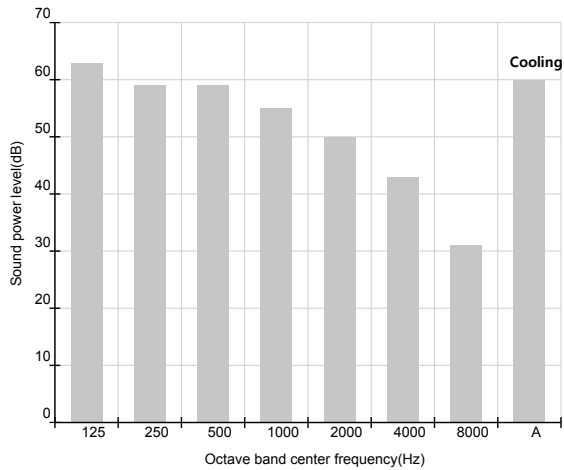
1)AM030KN4DCH/AA



2)AM036KN4DCH/AA



3)AM048KN4DCH/AA



7 Temperature and air flow distribution

360 CST

AM009KN4DCH/AA

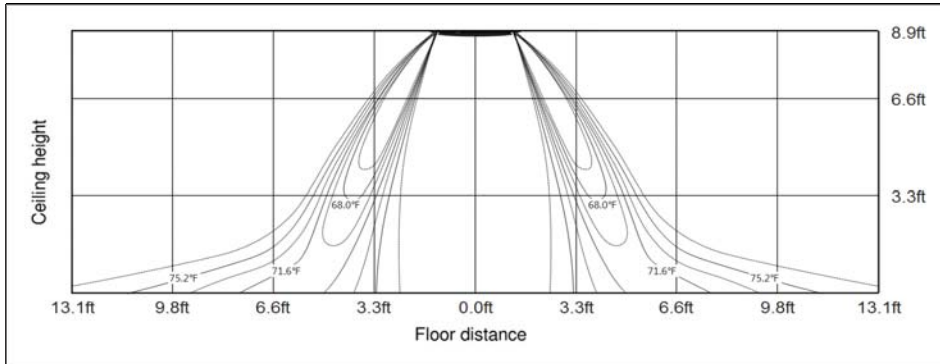
(1) Cooling air velocity distribution

Discharge angle : 60 degree



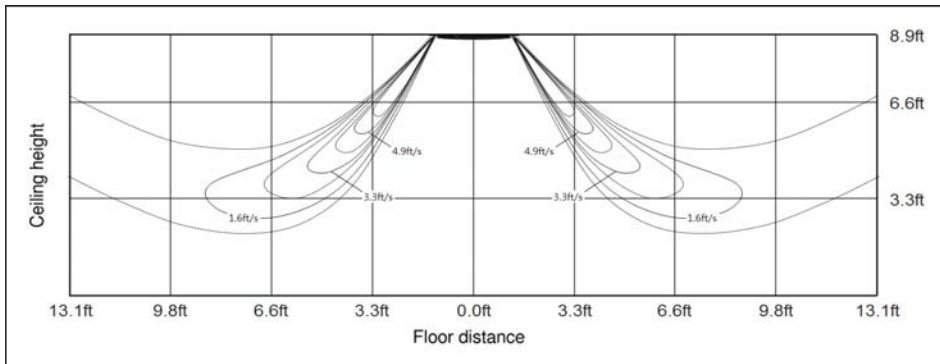
(2) Cooling temperature distribution

Discharge angle : 60 degree



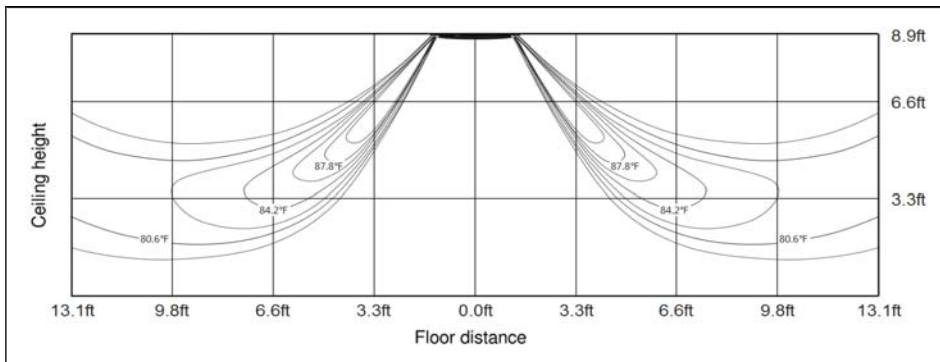
(3) Heating air velocity distribution

Discharge angle : 60 degree



(4) Heating temperature distribution

Discharge angle : 60 degree



7 Temperature and air flow distribution

360 CST

AM012KN4DCH/AA

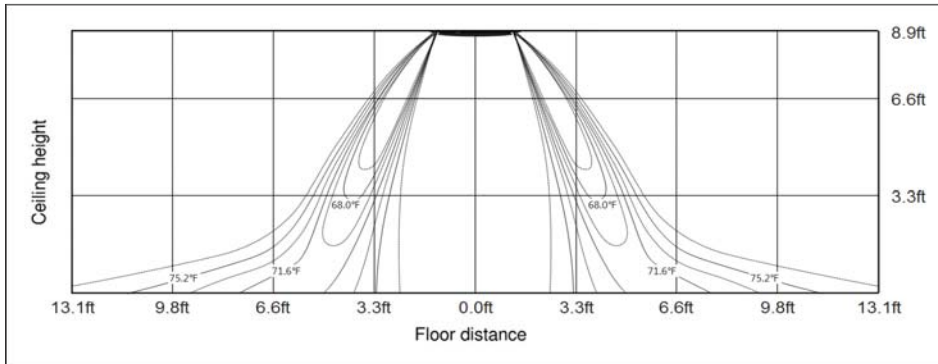
(1) Cooling air velocity distribution

Discharge angle : 60 degree



(2) Cooling temperature distribution

Discharge angle : 60 degree



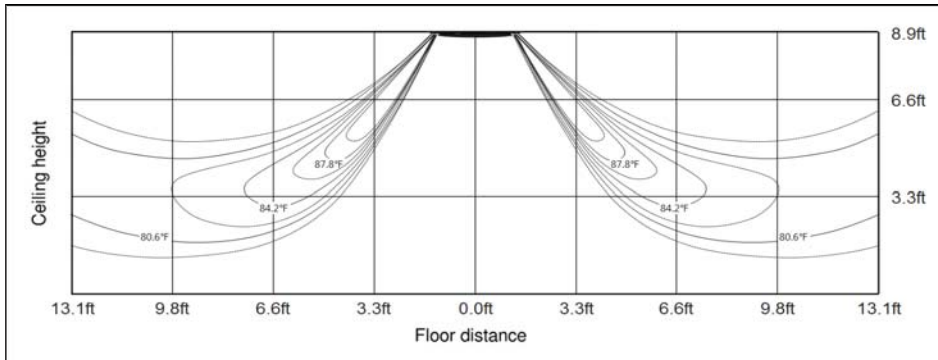
(3) Heating air velocity distribution

Discharge angle : 60 degree



(4) Heating temperature distribution

Discharge angle : 60 degree



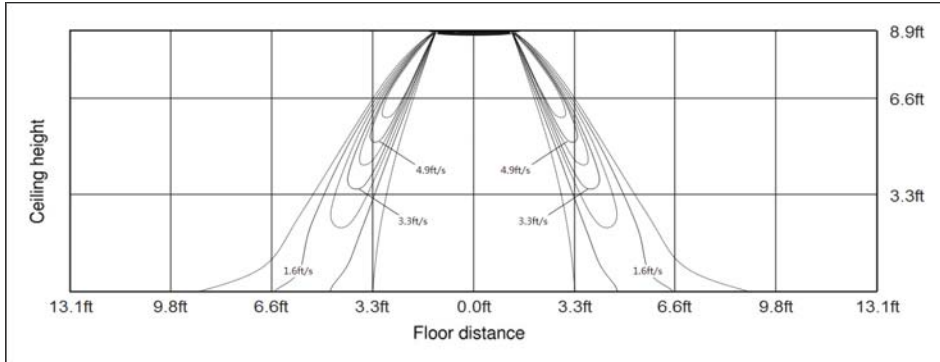
7 Temperature and air flow distribution

360 CST

AM018KN4DCH/AA

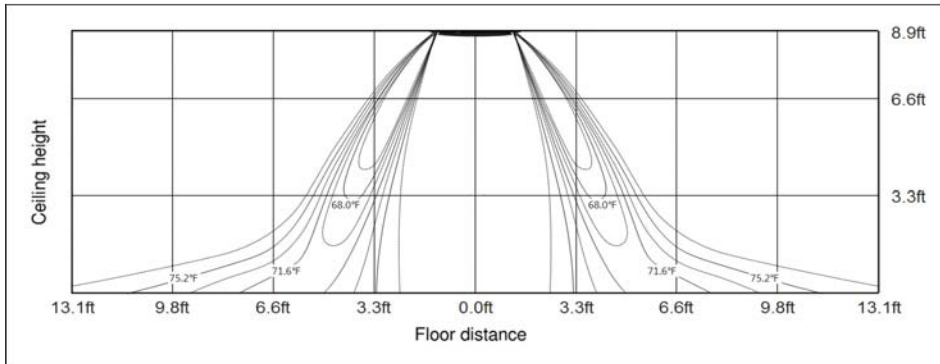
(1) Cooling air velocity distribution

Discharge angle : 60 degree



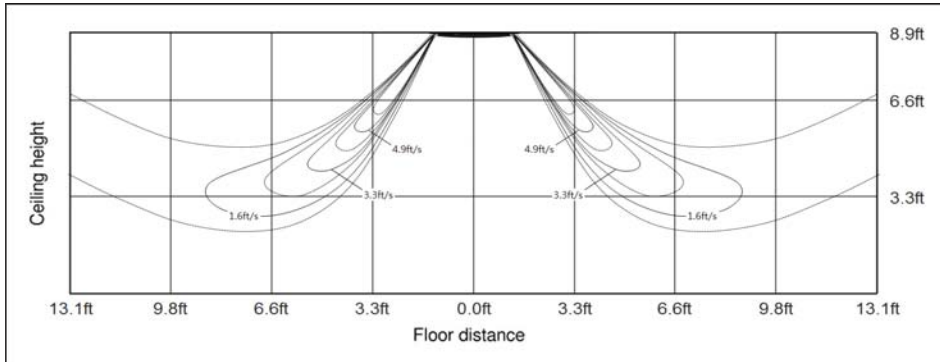
(2) Cooling temperature distribution

Discharge angle : 60 degree



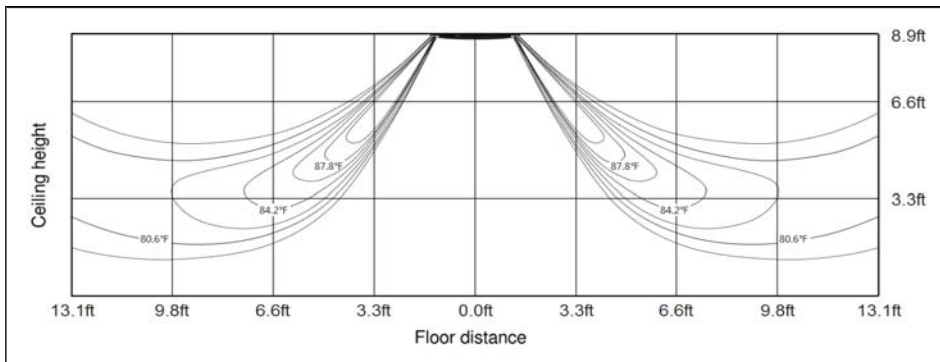
(3) Heating air velocity distribution

Discharge angle : 60 degree



(4) Heating temperature distribution

Discharge angle : 60 degree



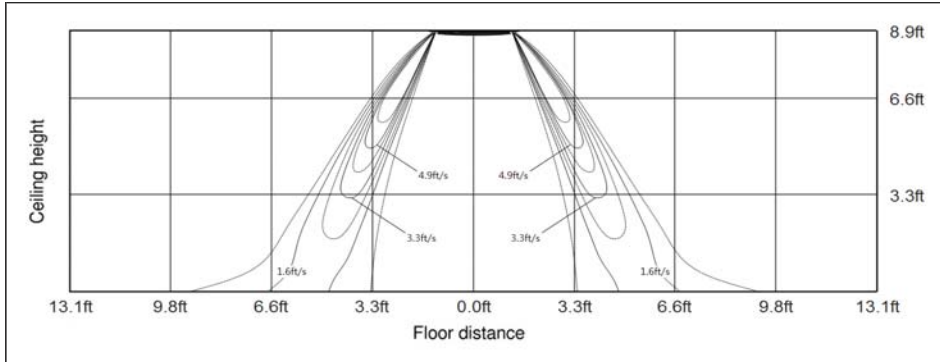
7 Temperature and air flow distribution

360 CST

AM024KN4DCH/AA

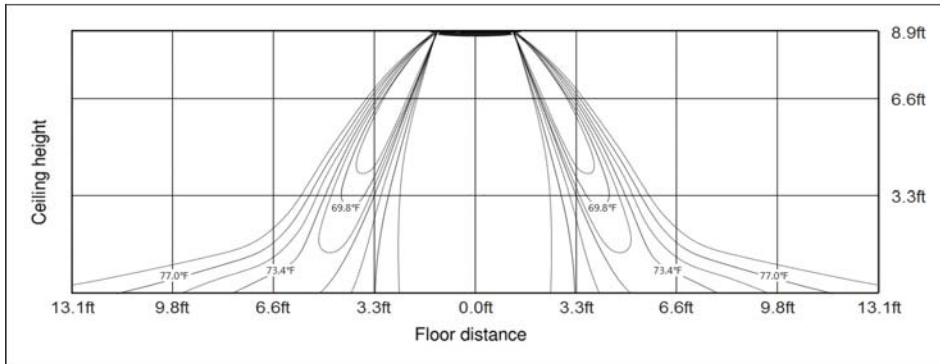
(1) Cooling air velocity distribution

Discharge angle : 60 degree



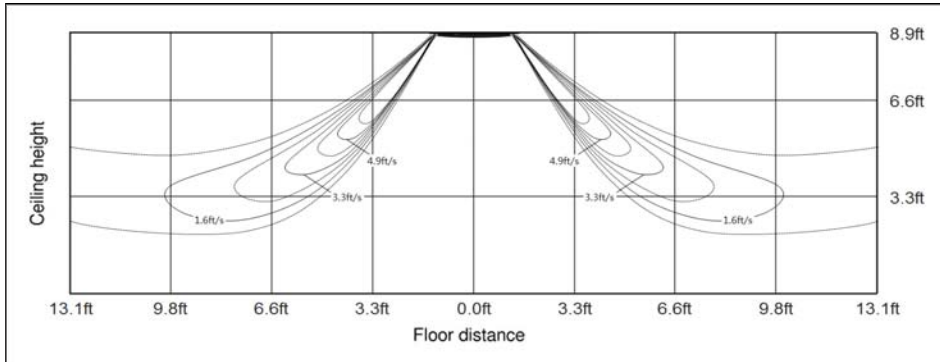
(2) Cooling temperature distribution

Discharge angle : 60 degree



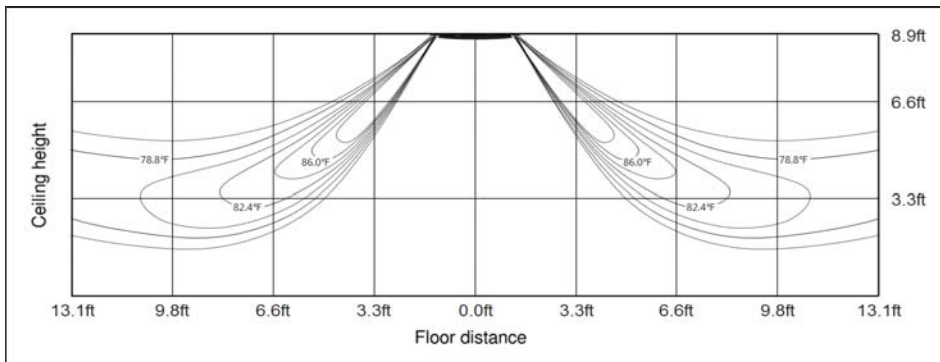
(3) Heating air velocity distribution

Discharge angle : 60 degree



(4) Heating temperature distribution

Discharge angle : 60 degree



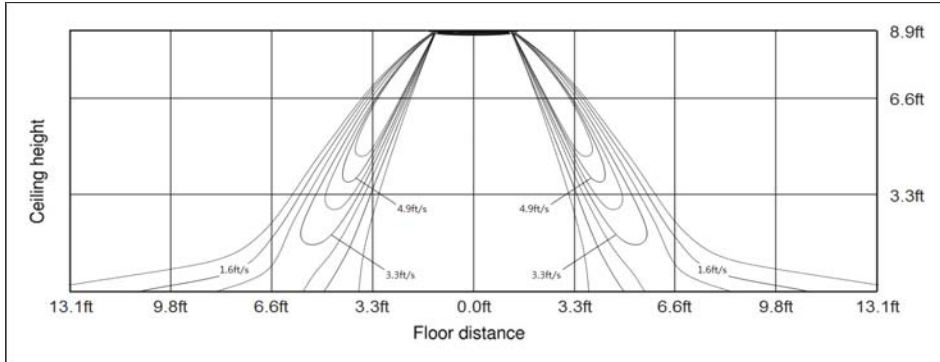
7 Temperature and air flow distribution

360 CST

AM030KN4DCH/AA

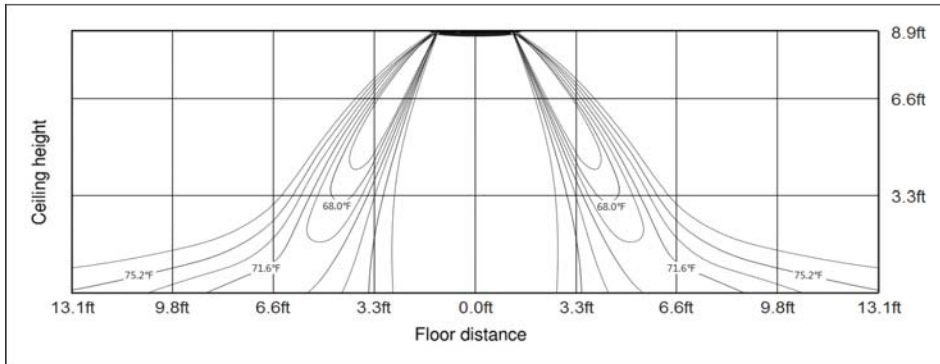
(1) Cooling air velocity distribution

Discharge angle : 60 degree



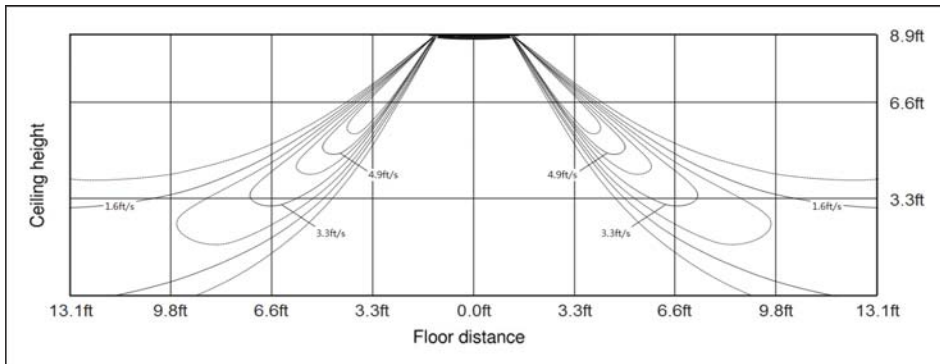
(2) Cooling temperature distribution

Discharge angle : 60 degree



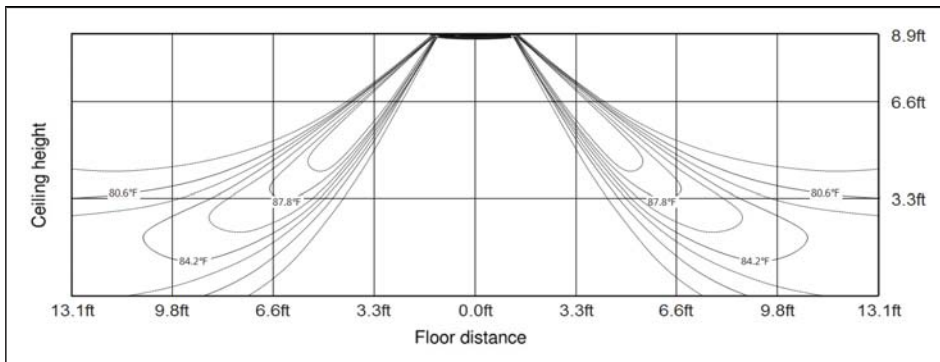
(3) Heating air velocity distribution

Discharge angle : 60 degree



(4) Heating temperature distribution

Discharge angle : 60 degree



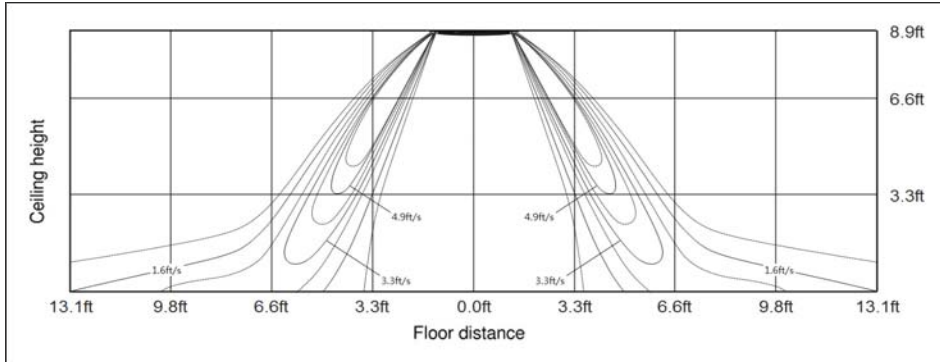
7 Temperature and air flow distribution

360 CST

AM036KN4DCH/AA

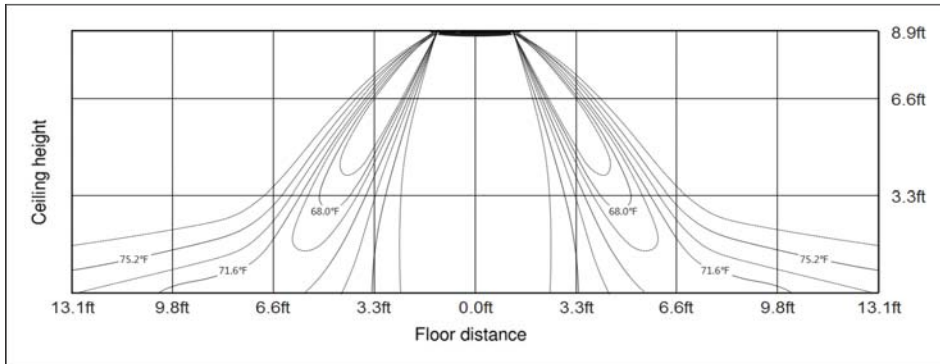
(1) Cooling air velocity distribution

Discharge angle : 60 degree



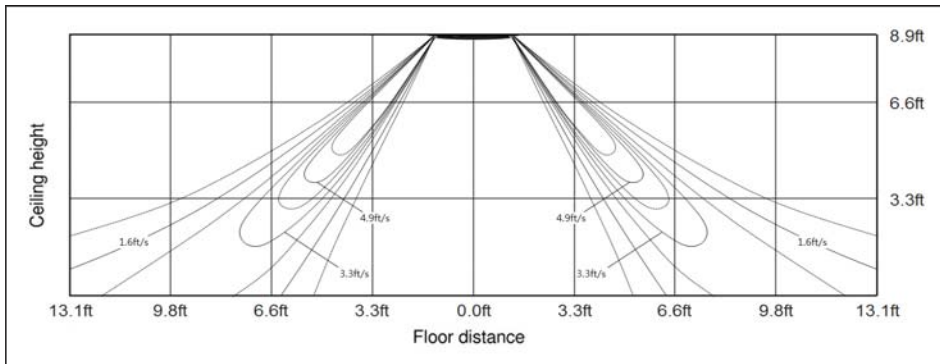
(2) Cooling temperature distribution

Discharge angle : 60 degree



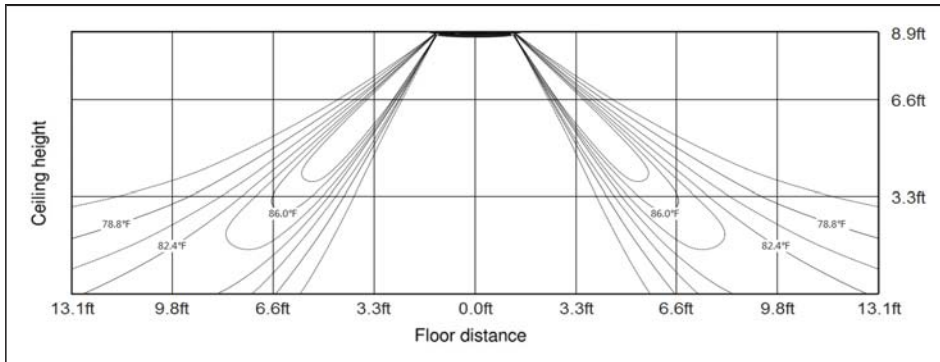
(3) Heating air velocity distribution

Discharge angle : 60 degree



(4) Heating temperature distribution

Discharge angle : 60 degree



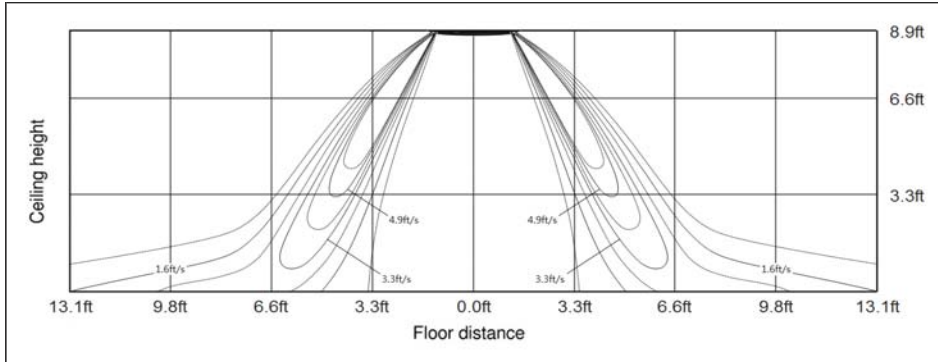
7 Temperature and air flow distribution

360 CST

AM048KN4DCH/AA

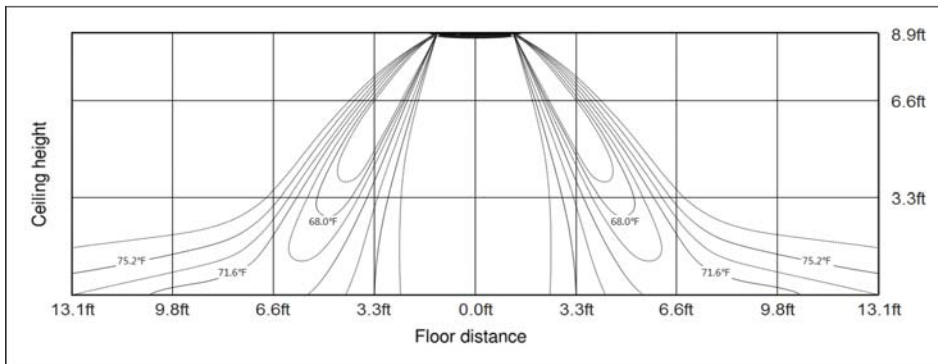
(1) Cooling air velocity distribution

Discharge angle : 60 degree



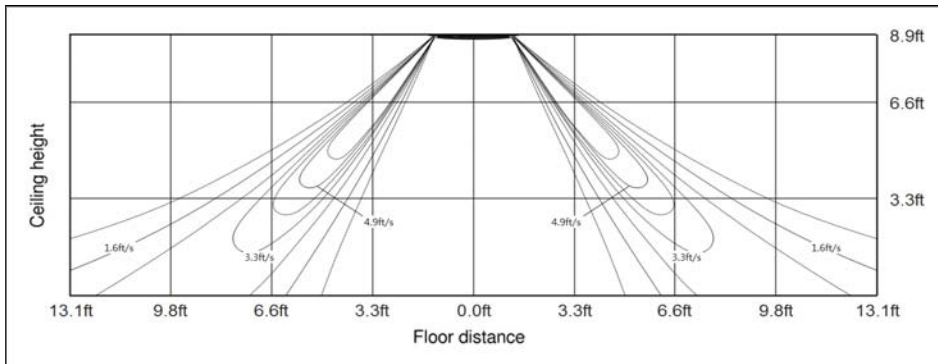
(2) Cooling temperature distribution

Discharge angle : 60 degree



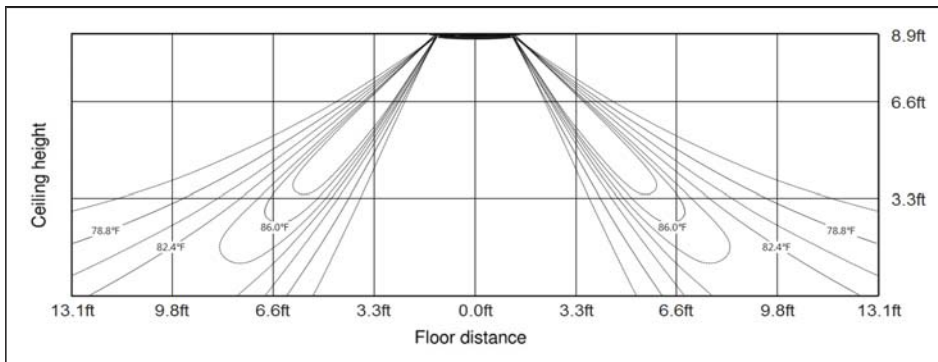
(3) Heating air velocity distribution

Discharge angle : 60 degree



(4) Heating temperature distribution

Discharge angle : 60 degree



SAMSUNG

2019.09

Samsung Electronics Co., LTD.
B2B PM / SE

Head Office (Suwon Korea) 129, Samsung-Ro, Yeongtong-Gu, Suwon City, Gyeonggi-Do, Korea 443-742

Website : www.samsung.com Email : airconditioner@samsung.com

Images and data in this book may subject to change without prior notice.

SAMSUNG